

Diagram showing 12 colored ovals representing alleles for Earlobe Type. The sequence from left to right is: Green, Orange, Yellow, Green, Yellow, Yellow, Orange, Yellow, Blue, Orange, Green, Blue.

**Earlobe
Type**

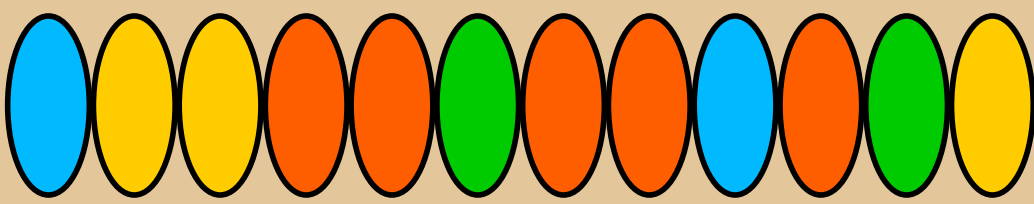


Diagram showing 12 colored ovals representing alleles for Earlobe Type. The sequence from left to right is: Blue, Yellow, Yellow, Orange, Orange, Green, Orange, Orange, Blue, Orange, Green, Yellow.

**Earlobe
Type**




Diagram showing 12 colored ovals representing alleles for Eye Colour. The sequence from left to right is: Blue, Blue, Orange, Yellow, Green, Yellow, Yellow, Orange, Green, Yellow, Yellow, Blue.

**Eye
Colour**




Diagram showing 12 colored ovals representing alleles for Eye Colour. The sequence from left to right is: Orange, Yellow, Green, Blue, Blue, Orange, Yellow, Green, Yellow, Yellow, Green, Orange.

**Eye
Colour**




Diagram showing 12 colored ovals representing alleles for Eye Colour. The sequence from left to right is: Blue, Orange, Yellow, Blue, Yellow, Yellow, Green, Green, Yellow, Blue, Green, Orange.

**Eye
Colour**