

DenseWorld-1M: Towards Detailed Dense Grounded Caption in the Real World

Xiangtai Li^{1†*}, Tao Zhang^{1*}, Yanwei Li^{1*}, Haobo Yuan², Shihao Chen², Yikang Zhou², Jiahao Meng³, Yueyi Sun³, Shilin Xu³, Lu Qi¹, Tianheng Cheng¹, Yi Lin¹, Zilong Huang¹, Wenhao Huang¹, Jiashi Feng¹, Guang Shi¹

ByteDance Seed¹ Wuhan University² Peking University³

*Equal technical contributions to the work.

Abstract

Multimodal Large Language Models (MLLMs) demonstrate a complex understanding of scenes, benefiting from large-scale and high-quality datasets. Most existing caption datasets lack the ground locations and relations for visual entities. Several grounded caption datasets face the problems of missing detailed descriptions, relations, and massive object descriptions on high-resolution images. To fill this gap for the community, we present DenseWorld-1M, the first massive, detailed, dense grounded caption dataset in the real world. We design a three-stage labeling pipeline, containing open-world perception, detailed object caption generation, and dense caption merging. The first stage obtains entity-level masks and labels. The second stage generates the object-level, detailed captions with the guidance of masks and labels from the first stage. The final stage merges object captions and masks into spatial and relational dense captions. To accelerate the labeling process and improve caption quality, we present two VLM models: the Detailed Region Caption model and the Spatial Caption Merging model. Extensive experiments on various settings, including vision-language understanding, visual grounding, and region caption generation, demonstrate the effectiveness of our DenseWorld-1M dataset and labeling models. The datasets and models will be released at <https://github.com/lxtGH/DenseWorld-1M>.

Date: July 1, 2025

Correspondence: Xiangtai Li: xiangtai.li@bytedance.com

1 Introduction

Current state-of-the-art MLLMs [1, 2, 9, 13, 19, 21, 25, 43, 44, 51–54, 60, 67, 68, 76, 80, 95, 96, 101] benefit from massive, diverse, high-quality training datasets for different stages, including pre-training, supervised fine-tuning, and post-training. Several research works [13, 71, 101] indicate the essential roles of datasets in achieving the state-of-the-art performance on various MLLM benchmarks. Recently, there have been more urgent requirements [61, 93] for a fine-grained understanding of MLLMs in the real world, as this is a vital step in enabling machines to interpret and interact with diverse visual information, just like humans. However, existing MLLM datasets [11, 20, 29, 89] lack detailed, dense object captions, grounded captions, and object location information. For example, several datasets [5, 15, 24, 41, 45, 91] only contain detailed captions without masks or relations between entities. In particular, DenseFusion-1M [41] only contains dense text without spatially grounded locations (masks, boxes), making it hard to carry out region-level understanding.



Figure 1 DenseWorld-1M Annotation Example. DenseWorld-1M contains extremely dense and detailed grounded captions, with three-stage outputs. Current private models, such as GPT-4 and Gemini, are unable to generate such captions, even when provided with pixel-level tags as visual prompts. The inconsistencies between the text and object ID numbers in the detailed grounded captions generated by GPT-4o are highlighted in red. Best view it in color.

On the other hand, several region-level datasets always lack detailed caption annotations. In particular, both referring datasets and region caption datasets [61] have issues, including short descriptions, missing background context annotations, and incomplete fine-grained object descriptions. In particular, several datasets present dense grounded caption annotations. However, these datasets still have shortcomings, including low-resolution images, simple scenes, missing detailed object descriptions, and missing spatial relations. (See the Appendix A for the specific examples in previous datasets.) In this work, we aim to present a new dataset that addresses the aforementioned issues. The Tab. 1 summarizes the differences between our dataset (DenseWorld-1M) and the previous datasets on various aspects. To the best of our knowledge, this is the first large-scale, detailed, dense, grounded caption dataset in the common scene.

These rich semantic annotations need huge and expensive human annotations. Thus, we aim to leverage existing state-of-the-art models to develop an automatic pipeline to scale the data labeling process. Motivated by recent vision foundation models and open-sourced MLLMs [1, 31, 66], we use the specialized visual segmentation model outputs (masks) as an intermediate bridge to generate detailed object captions. Our pipeline can be divided into three stages: pixel grouping, detailed object caption generation, and dense ground

Table 1 Summary and Comparison with Existing Dense Captions and Grounding Datasets. We compare existing works from aspects including: ¹DC: Dense Captions, ²GC: Grounded Caption, ³OC: Object Caption, ⁴DOC: Detailed Object Captions (over 150 text tokens per objects), ⁵DGC: Dense Grounded Caption, ⁶SR: Spatial Relation, ⁷HRI: High Resolution Images (over 4K resolution images), ⁸LV: Large Vocabulary (classes over 20k), and ⁹PA: Pixel-level Annotations.

Dataset	Year	DC	GC	OC	DOC	DGC	SR	HRI	LV	PA	Images
GLaMM-GCG [61]	2023	✗	✓	✗	✗	✗	✗	✓	✓	✓	214K
ShareGPT4V [7]	2023	✓	✓	✗	✗	✗	✗	✗	✗	✗	1M
Osprey [91]	2023	✗	✗	✓	✗	✗	✗	✗	✗	✓	<700K
MUSE [62]	2024	✗	✗	✓	✗	✗	✗	✗	✗	✓	246K
DenseFusion [41]	2024	✓	✗	✗	✗	✗	✗	✓	✓	✗	1M
COCONut-PanCap [16]	2024	✓	✓	✓	✗	✗	✗	✗	✗	✓	118K
Pix2Cap-COCO [85]	2024	✓	✓	✗	✗	✗	✗	✗	✗	✓	118K
DenseWorld-1M (Ours)	2025	✓	✓	✓	✓	✓	✓	✓	✓	✓	1M

caption merging. In the first stage, we use visual foundation models to generate dense entity masks, where we design a mask merging and refinement pipeline to improve mask quality. At the second stage, with the generated mask and visual prompts from the first stage, we leverage the state-of-the-art MLLMs to develop the detailed object captions. In particular, we design a cropping and fusing pipeline, along with a verification model, to refine object captions. In the third stage, we present a caption merging pipeline that merges the detailed captions from the earlier stage with spatial awareness.

To accelerate the labeling pipeline in stage-2 and stage-3, where the computation costs are more significant with multiple MLLM inferences, we present two tuned models: a detailed region caption model (DRC) and a spatial caption merging model (SPM). For the former, we present a new token injection design to fuse two-stream tokens. For the latter, with object tags and stage-3 ground truth, we fine-tune one MLLM to merge the detailed object captions. Both models avoid repeated computation in the previous stage-2 and stage-3, as shown in Sec. 5. Both models are in the labeling loop, where 40% data are obtained by the two models. We conduct extensive experiments to verify the effectiveness of our dataset and two models. In particular, we find that even state-of-the-art MLLMs, including both image-level variants and pixel-level variants, can still be improved. In particular, for grounded caption generation and region caption tasks, we achieve over 3As shown in Fig. 1, compared with private MLLMs (GPT-4o and Gemini-Flash-2.0), our dataset provides a more detailed understanding of complex scenes.

In summary, our contributions are listed as follows:

- We present the first large-scale, detailed, dense grounded captions, DenseWorld-1M, for the MLLM community.
- We develop a bottom-up, three-stage dataset generation pipeline that leverages existing state-of-the-art perception models and MLLMs to automatically generate dense, grounded captions, masks, and labels.
- We propose two fine-tuned MLLMs: DRC and SCM, to accelerate the labeling process.
- Extensive experiments show the effectiveness of DenseWorld-1M on over 10 different datasets. Comparison results also show the effectiveness of DRC and SCM.

2 Related Work

Multi-modal Datasets. Earlier works [4, 33, 63, 65, 70] mainly explore image-text pairs, such as LAION [63], CC12M [4], Visual Genome [33], etc. These datasets facilitate the development of vision-language pre-training [59] and image/video captioning [11, 32]. Meanwhile, several datasets and benchmarks [18, 20, 50, 56, 100, 102] focus on visual question answering tasks. With the rapid progress on LLMs and MLLMs, the

scale and diversity of multi-modal datasets also increase. Several large-scale caption datasets, including ShareGPT-4V [7], ImageInWoods [22], DenseFusion-1M [41], and DOCCI [57], are also proposed, containing detailed and dense captions. Most are used for pre-training and the joint SFT process for MLLMs. Meanwhile, several works explore the grounded captions and region-level caption datasets, such as GLaMM [61] and all-seeing datasets [77, 78]. These datasets are used for region-level MLLM tasks [34, 55], including visual grounding and region captions. Our work, DenseWorld-1M, presents a large-scale, high-resolution, detailed grounded caption dataset. We develop a three-stage annotation pipeline that eliminates the need for human annotations and employs a model-in-the-loop design to accelerate the labeling process. Extensive experiments show the effectiveness of our dataset over various benchmarks and baselines.

Multi-modal Large Language Models. Recent mainstream state-of-the-art MLLMs [1, 12, 48, 73, 74] adopt a connected architecture, including one vision encoder, one project module, and one LLM. Benefit from large-scale, high-quality, diverse datasets training, including pre-training, SFT, and post-training, these models achieve stronger performance on multiple benchmarks. In addition, they also adopt various designs [42, 48, 71, 98] to handle the high-resolution images for detailed image understanding. Meanwhile, several works [34, 61, 83, 89, 93, 94] also study region-level grounding, referring segmentation, and grounded caption generation, with MLLM architecture. However, these models still cannot generate detailed captions with grounded masks. These features are essential for the MLLMs to understand the real world, since the model can generate highly detailed captions with each precise entity in the scene, making the interaction easier. Our work fills this gap by providing the community with a new dataset and pipelines.

Pixel-level Understanding. Previous works [3, 6, 23, 26, 36, 38] explore specific models for segmentation and object detection. More recently, unified transformer-based models [10, 37, 39, 40, 49, 79, 82, 87], have emerged to handle multiple dense prediction tasks within a single framework, demonstrating strong generalization across modalities. In contrast, our approach enjoys the progress of open-vocabulary vision models [17, 66, 81, 88, 99] to construct a flexible mask prediction pipeline that is not restricted to a single model type or task. Importantly, our method is complementary to existing perception models, as our primary objective is to generate rich, dense captions for multi-modal large language models (MLLMs), extending the role of pixel-level understanding beyond traditional perception.

3 DenseWorld-1M Dataset

Motivation. Our goal is to build a detailed, dense, grounded caption dataset that can benefit a lot of downstream tasks such as VLM pretraining, text-driven grounding, and even O3-like agents that automatically check details. However, this is extremely challenging, and it’s impossible to achieve this goal directly through zero-shot prompting of SOTA open-sourced MLLMs [1, 41, 101] or closed-source SOTA models like GPT-4o [28] and Gemini [69] (See Fig. 1 and Fig. 6). *First*, these models tend to focus only on the main objects in a scene rather than exhaustively describing all information in the entire image, as captions in current caption datasets do. *Second*, these models struggle to accurately align text with corresponding object masks or bounding boxes in the final image caption.

Overall Pipeline. To achieve this goal, we break down the task into three stages: pixel-level labeling (stage-1), object-level labeling (stage-2), and scene-level labeling (stage-3). In the first stage, we generate precise entity-level segmentation masks [30, 58] for each image to decompose a complex scene into multiple objects, where both foreground and background object masks are obtained. In the second stage, we prompt SOTA MLLMs to focus only on a single object, thereby generating accurate and as exhaustive as possible descriptions for each object. In the third stage, we constrain the model through both visual prompts (highlighted edges and object IDs displayed on the image) and text prompts (detailed descriptions of each object generated in stage-2) to jointly produce a detailed grounded image caption with high consistency between text and grounding masks.

DenseWorld-1M Dataset Meta-Info. Our original images have three sources, including SAM-1B [31] (high resolution images), Object-365 [64] (common object in the scene), and V3Det [75] (dataset with large vocabulary classes). Due to the limited pages, we put the meta information of DenseWorld-1M in the Appendix A.

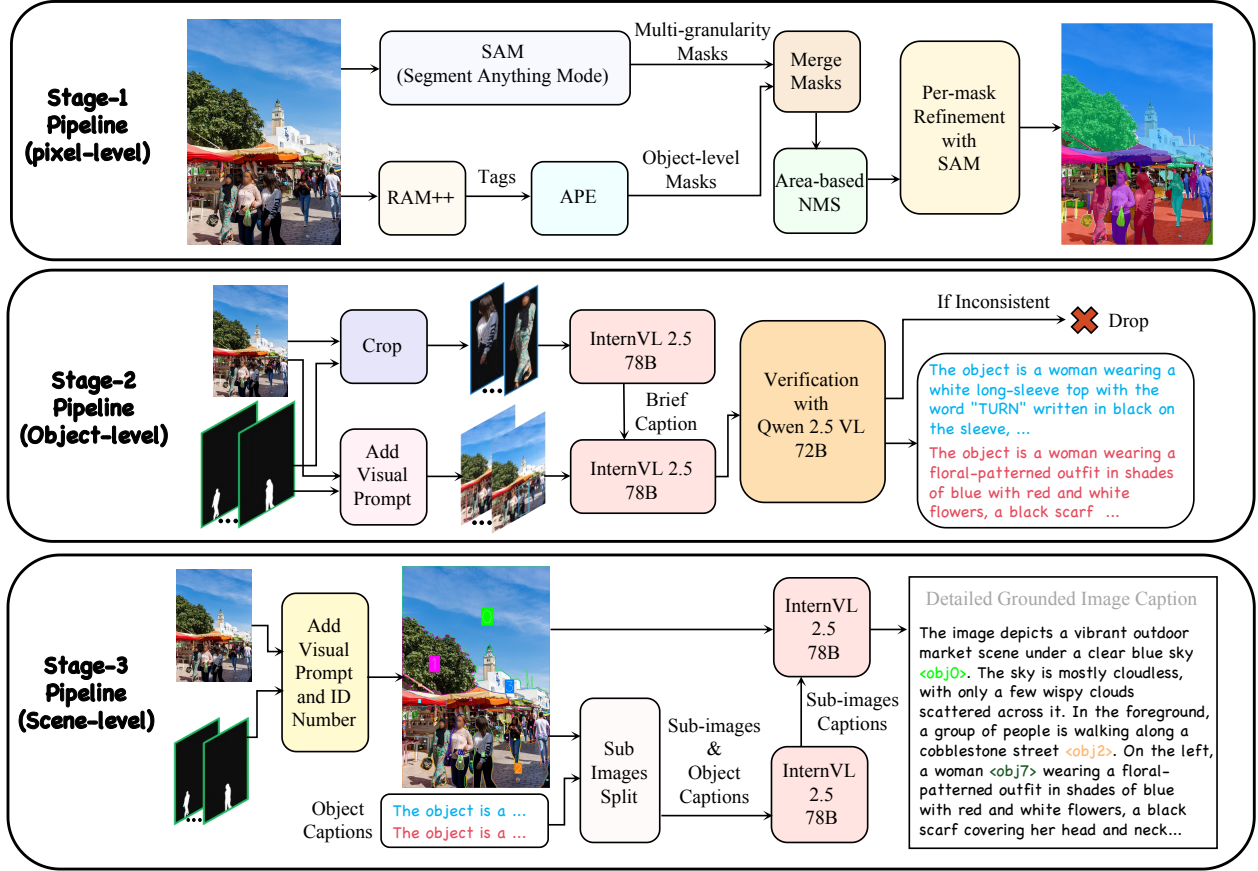


Figure 2 DenseWorld-1M labeling pipeline. We present a three-stage pipeline, including stage-1 for pixel-level mask generation, stage-2 for object-level detailed caption, and stage-3 for scene-level detailed dense grounded caption. Note that there are no human costs in the loop.

3.1 Stage-1: Pixel-level Labeling

As shown at the top of Fig. 2, we integrate visual foundation models SAM [31] and APE [66] and carefully design a filtering and refinement post-processing workflow to generate high-quality segmentation results. First, we use RAM++ [99] to generate object tags, which serve as an open vocabulary list to help APE generate panoptic segmentation masks. Meanwhile, we use SAM’s segment anything mode to generate multi-granularity masks to supplement potential omissions produced by APE. The union of segmentation results from APE and SAM provides excellent recall. However, it contains many duplicates, such as people and their upper bodies. To handle this, we first performed a merge process on the masks collection. If one mask falls completely within another mask and the IOU between these two masks is greater than 0.5, we merge these two masks and only keep the one with the largest area. Then, NMS is applied to filter duplicate masks, and since there is a refinement process afterward, we prioritize areas from large to small rather than confidence scores. After the merge and NMS process, there is no overlap between object masks, but there are still masks with low segmentation quality, such as fragmentation. Therefore, we refine each mask individually through SAM. Specifically, we use the current mask to regenerate multiple point prompts to prompt SAM to refine the mask, and select the one with the highest confidence score as the final output. As shown in Fig. 2, the stage-1 annotation pipeline can decompose complex scenes into different objects, while not containing numerous meaningless, trivial objects like those in the SAM dataset [31].

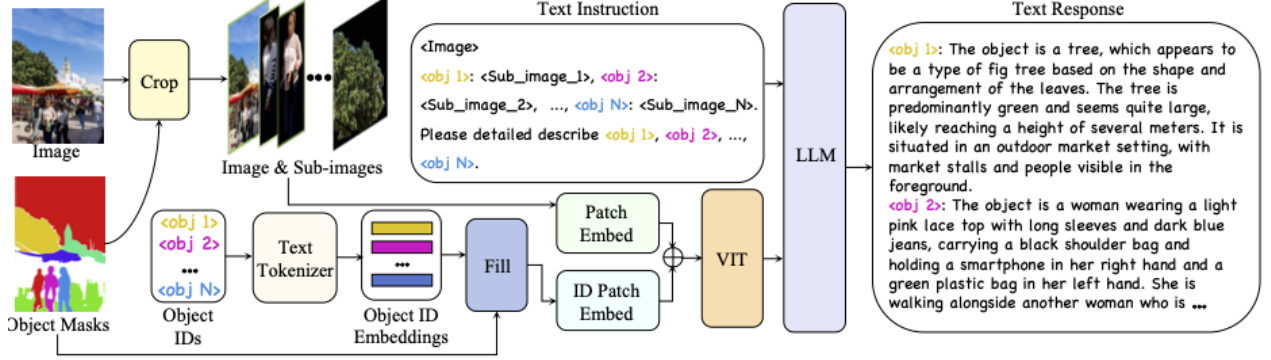


Figure 3 The proposed Detailed Region Caption model. DRC combines both visual patch embedding and ID patch embedding to generate a more fine-grained and accurate description of object captions.

3.2 Stage-2: Object-level Labeling

As shown in the middle of Fig. 2, we prompt the SOTA MLLM [13] to generate detailed descriptions for each object segmented in stage-1. We find that both general models [1, 13] and specially designed region caption models [61, 91] struggle to accurately identify the referenced objects (often being influenced by main scene objects and similar objects) in complex scenes (especially SAM images) through visual prompts alone. To address this challenge, we first crop out the object using its mask. The cropped image of the individual object is then sent to InternVL-2.5 78B [13] to generate a brief object description, focusing mainly on the object’s category and primary appearance features. However, cropped images containing only a single object lose a lot of information, such as relationships with surrounding objects and ambiguous information that requires reasoning based on the surrounding context. Therefore, we generate detailed object descriptions by prompting InternVL-2.5 78B with both the visual prompt overlaid on the original image and the generated brief object caption as a text prompt. These descriptions include not only the detailed object appearance but also relationships with surrounding objects. Finally, we adopt Qwen2.5-VL 72B [1] as a verification model to filter out all inconsistent object captions, ensuring high accuracy of the retained object captions.

Using DRC. Since the stage-2 pipeline calls large-sized models multiple times to generate object descriptions to ensure accuracy, this brings enormous computational costs. Therefore, considering the low-cost continuous scaling of datasets, we design and train a small 3B model using the 600k images data generated by the above pipeline. The details of the 3B detailed region caption model (DRC) are introduced in Sec. 4.1. The DRC is much faster than InternVL-2.5 78B and can label multiple objects simultaneously, thus providing a 3-fold acceleration.

3.3 Stage-3: Scene-level Labeling

For simple scenes (with fewer than 15 objects), using MLLM directly based on object captions generated in stage-2 and images with visual prompts can effectively produce detailed grounded image captions. However, for complex scenes (with more than 15 objects), MLLM tends to retain only a few main objects. To address this challenge, as shown at the bottom of Fig. 2, we divide complex scene images into multiple sub-images to reduce scene complexity. We use InternVL-2.5 78B [13] to generate detailed grounded captions for each sub-image, and then use these sub-image captions to generate the final detailed grounded caption for the entire image. This simple but effective strategy of dividing and then merging ensures that the generated image caption contains a sufficient number of objects and details.

Using SCM. The computational cost of stage-3 is also huge, as generating sub-image captions and synthesizing the overall image caption both use the 78B model. Thus, we also train a small spatial caption merge model (SCM) using the generated 600k images data to accelerate annotation, with details introduced in Sec. 4.2. We use the trained spatial caption merge model to continue annotating 400k images. Through this process, we obtain 1M detailed grounded image captions.

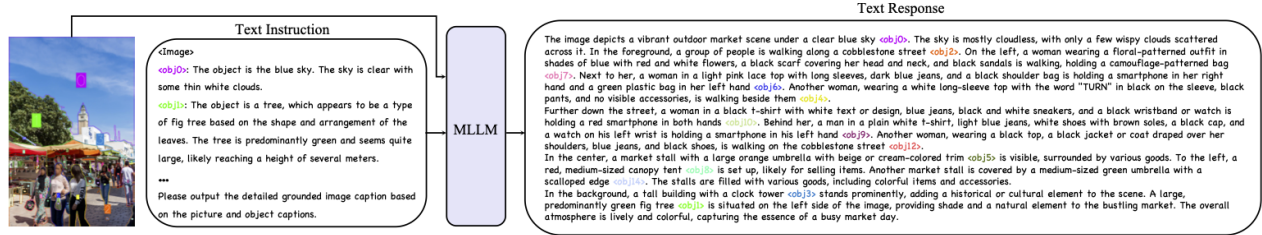


Figure 4 The proposed Spatial Caption Merging model. With multiple inputs, SCM merges multiple detailed object captions into one fluent, dense, grounded caption.

4 Method

4.1 Detailed Region Caption Model

As shown in Fig. 3, our DRC is initialized from the Qwen-2.5 VL [1] and underwent slight modifications to better understand visual prompt inputs. Our region caption model jointly employs feature referencing and ID embedding to make the model more robust in understanding visual prompt inputs. Unlike previous visual prompts understanding works [61, 91], which design complex extraction modules to obtain object representations, DRC adopts a more direct and practical approach. Specifically, we crop objects as sub-images from the original image based on the input object masks, which are then fed into Qwen-2.5 VL to provide features of the referenced objects. This simple strategy brings two benefits: 1) compared to Osprey [91] and GLaMM [61], referencing objects through sub-images does not introduce additional parameters, thus eliminating the need for complex and carefully designed pre-training, 2) sub-images provide more detailed object information and effectively leverage the powerful multi-image understanding capabilities of Qwen-2.5 VL.

Adding ID embeddings. However, in very challenging scenarios, such as scenes with numerous objects, using only feature references can make the model struggle to identify objects amidst complex scenes and similar object interference accurately. For example, Osprey [91] is often incorrectly identified as a similar nearby object in dense scenes. To solve this issue, we introduced ID embeddings, which spatially overlay ID embeddings onto corresponding vision features to create a stronger binding relationship between visual prompts and specific image regions. Specifically, we randomly assign each object an ID special token $\langle obj\ i \rangle$ and fill its corresponding text embeddings into object masks, passing them through a learnable ID patch embed (implemented via a 2D convolution without patch overlap) and superimposing them onto vision patch embeddings. ID embeddings provide a strong spatial binding relationship, and the early fusion of ID embeddings with vision features enables the model to more precisely identify the referenced objects. (See the Appendix B) As shown in Tab. 6, our proposed region caption model surpasses the Osprey-7 B [91] by 8.3 CIDEr and 0.3 METEOR using a 3B model with fewer training data and fewer training stages.

4.2 Spatial Caption Merging Model

To accelerate the stage 3 pipeline in 2, we fine-tune a small model to annotate scene-level captions in a single pass based on the given image, object masks, and object captions. We adopt the SOTA InternVL3-8B [101] as our merge model, inputting images with visual prompts and object ID tags along with the captions corresponding to each object, and outputting grounded dense image captions. Since the task is less challenging, we do not change the model architecture, but directly use the data generated by the stage 3 pipeline for supervised fine-tuning.

5 Experiments

Evaluation Benchmarks. All experiments are carried out to verify the effectiveness of DenseWorld-1M. We mainly verify on standard MLLM benchmarks (MMBench [50], MME series [20, 97], MMStar [8], SEEDBench [35], AI2D [29], MMVP [72], MMMU [92]) and pixel-level MLLM benchmarks (RefCOCO [86],

Table 2 Performance on referring expression segmentation datasets by DenseWorld-1M.

Method	Size	refCOCO			refCOCO+			refCOCOg	
		Val	TestA	TestB	Val	TestA	TestB	Val	Test
LISA [34]	7B	74.9	79.1	72.3	65.1	70.8	58.1	67.9	70.6
PixelLM [62]	7B	73.0	76.5	68.2	66.3	71.7	58.3	69.3	70.5
OMG-LLaVA [93]	7B	78.0	80.3	74.1	69.1	73.1	63.0	72.9	72.9
GLaMM [61]	7B	79.5	83.2	76.9	72.6	78.7	64.6	74.2	74.9
Sa2VA [89] (Baseline)	4B	82.4	84.2	79.5	77.6	81.2	73.1	79.7	80.4
Sa2VA [89] (Baseline)	8B	82.7	84.6	80.0	78.0	82.0	73.8	80.2	80.3
Sa2VA (ours)	4B	83.2	84.9	80.5	78.8	82.3	73.7	80.0	81.0
Sa2VA (ours)	8B	83.6	85.2	81.6	79.9	83.1	74.9	81.0	81.1

Table 3 Performance on grounded conversation generation dataset by DenseWorld-1M.

Method	Size	Val					Test				
		METEOR	CIDEr	AP ₅₀	mIoU	Recall	METEOR	CIDEr	AP ₅₀	mIoU	Recall
LISA [34]	7B	13.0	33.9	25.2	62.0	36.3	12.9	32.2	24.8	61.7	35.5
GLaMM [61]	7B	16.2	47.2	30.8	66.3	41.8	15.8	43.5	29.2	65.6	40.8
MGLMM [90]	7B	16.4	50.1	31.7	66.3	45.2	-	-	-	-	-
OMG-LLaVA [93]	7B	14.9	41.2	29.9	65.5	-	14.5	38.5	28.6	64.7	-
Sa2VA [89]	4B	16.1	53.1	31.3	68.1	43.0	15.7	50.4	31.3	67.8	44.7
Sa2VA [89]	8B	16.4	49.5	33.2	67.7	45.1	16.2	49.0	32.2	66.8	44.5
Sa2VA (ours)	4B	16.3	51.5	34.2	69.3	45.7	16.1	51.1	34.1	68.9	46.8
Sa2VA (ours)	8B	16.9	52.5	34.0	69.5	47.7	16.8	54.1	33.2	69.1	47.8

RefCOCOg [55], RefCOCO+ [55], Grounded Conversation Generation [61]).

Baseline Models. For dataset verification, we adopt two MLLMs and one pixel MLLM. In particular, we first adopt Sa2VA [89] to verify referring segmentation and grounded caption generation ability, since these tasks contain both mask and text prediction. Then, we use Qwen-2.5 VL as post-training models, and we adopt LLaVA-1.5 for training-from-scratch verification. For LLaVA, we built a strong baseline, which uses Qwen-2.5 3B as the LLM while keeping other settings, including training strategies and data, consistent with LLaVA 1.5.

Implementation details. Due to limited pages, we refer readers to the Appendix B for reference.

5.1 Main Results

Main Results For Pixel-level MLLMs. In Tab. 2, we first verify the effectiveness on referring segmentation tasks. With our dense grounded captions fine-tuning, we find about 0.5% -1 % improvements over a strong baseline, Sa2VA [89]. In Tab. 3, for the grounded caption generation task, we find improvements on multiple metrics, including caption, grounded caption recall, and masks. In particular, we find more significant improvements on grounded captions (AP50, Recall), indicating the effectiveness of our data, despite huge domain gaps. The METEOR and CIDEr are not. We argue that these metrics are more sensitive to the format and length of outputs, while the GCG dataset has a short text description.

Main Results For Image-level MLLMs. We verify the effectiveness of our DenseWorld-1M dataset on Image-level MLLMs. We first verify it with the current STOA Qwen2.5-VL, with post-training. As shown in Tab. 4, we can still find consistent improvements over eight different datasets. This indicates that our dataset will benefit the MLLM community for building stronger baselines. In addition, we also perform LLaVA-1.5 experiment to verify the pre-training effect of DenseWorld-1M, where we adopt Qwen-2.5 LLM as the language backbone. As shown in Tab. 5, we can still find consistent improvements on many real-world VQA benchmarks. Please find more results and details in the Appendix B.

Effectiveness of DRC. In Tab. 6, we verify the effectiveness of DRC under the previous setting. In particular,



Figure 5 Visual comparison on dense grounded caption. With our dataset training, the baseline model can generate more fine-grained and dense grounded captions. Best view it in color.

Table 4 Performance on MLLM benchmarks using Qwen2.5-VL as strong baseline.

Method	LLM-Model-Size	AI2D	MMBench 1.1	MMStar	MME	SEEDBench	MME-RealWorld	MMVP	MMMU
Qwen2.5-VL	3B	78.4	76.5	54.9	2200	73.9	55.2	67.3	47.1
+ DenseWorld-1M	3B	81.7	78.0	58.1	2175	74.8	58.7	69.3	47.4

we do not use our DenseWorld-1M and use the Osprey datasets for fair comparison. Without any bells and whistles, DRC achieves SOTA results, compared with recent MLLMs. Due to page limitations, we refer the readers to Appendix B for the specific ablation on DRC.

Effectiveness of SPM. Since there are no existing benchmarks to evaluate the caption merging ability. Thus, we carry out a user study by randomly selecting 100 examples, where our stage-3 pipeline and SPM infer these examples. We have asked over 20 people to choose which one is better. As a result, we find that both results are very close. We refer the readers to Appendix B for the detailed results.

Efficiency of DRC and SCM. We calculate the labeling efficiency of the pipelines, DRC, and SCM on 1000 SAM images, with all models using LMDeploy [14] for inference acceleration. In the stage-2 labeling process, on an 80GB A100 GPU, the labeling pipeline requires an average of 3.2 minutes to annotate all objects in a SAM-level image, while DRC only needs 1.1 minutes. In the stage-3 labeling process, the labeling pipeline requires an average of 2.6 minutes to generate dense grounded captions for a SAM-level image, while SCM only needs 31 seconds. All experiments are conducted on one A100 GPU.

5.2 Visual Comparison

Visual comparison on Dense Grounded Caption. In Fig. 5, we present detailed grounded caption generation. With our DenseWorld-1M fine-tuning, Sa2VA can generate dense masks with more detailed words to describe the scene compared with the original baseline.

Visual comparison on Dense Caption. We present several examples in image-level MLLM in Fig. 6. For both LLaVA and Qwen2.5-VL, after training with DenseWorld-1M, both models can generate detailed captions to describe object contents, object relations, and locations. Please find more demos in Appendix C.

6 Conclusion

In this work, we introduce DenseWorld-1M, the first large-scale, high-detail dense grounded caption dataset for real-world scenes. Our three-stage labeling pipeline—open-world perception, detailed object caption



Figure 6 Visual Comparison on Dense Caption on Image-level MLLMs. Top: LLaVA. Bottom: Qwen2.5-VL. Both models can generate more detailed, structural captions, compared with the baseline models.

Table 5 Performance on MLLM benchmarks using LLaVA as baseline.

Method	Size	MMBench	MME	MMStar	SEEDBench	AI2D	MMVP	HallusionBench	MMMU
LLaVA 1.5	3B	67.0	1686	41.7	69.4	63.4	62.7	47.6	36.9
+ DenseWorld-1M	3B	73.6	1801	45.3	73.9	65.0	65.3	50.4	44.8

Table 6 Performance of region captioning on the RefCOCOg dataset. To demonstrate the architectural superiority of our region captioning model, we use only Osprey-724K [91] for supervised fine-tuning without any meticulously designed pre-training stages.

Results	DRC (ours)	Osprey	GLaMM	RegionGPT	Groma	ViP-LLaVA	Kosmos-2	GRIT
CIDEr	116.6	108.3	105.0	109.9	107.3	105.9	62.3	71.6
METEOR	16.9	16.6	16.2	16.9	16.8	16.6	14.1	15.2

generation, and dense caption merging—first extracts entity-level masks/labels, then generates object-level descriptions guided by these annotations, and finally fuses captions and masks into spatially relational dense captions. To optimize labeling efficiency and caption quality, we develop two MLLMs: the Detailed Region Caption (DRC) model and the Spatial Caption Merging (SCM) model. Extensive experiments across vision-language understanding, visual grounding, and region caption generation tasks validate the effectiveness of DenseWorld-1M and our labeling models, with results also demonstrating DRC/SCM utility. Our work aims to inspire the MLLM community to pursue more fine-grained real-world understanding.

Limitations and Future Works. Our work still has room to improve. From the data source perspective, we can include more diverse data formats, including video data, synthetic data, and text-to-image datasets. From a data scale perspective, we will further enlarge our data engine to the 10M scale. In addition, our dataset can also be used for O3-like dataset building, such as step-by-step visual reasoning.

Appendix

Overview. This appendix contains four parts: We provide statistics on the DenseWorld dataset attributes in Sec. A, along with visualization results of more samples. We present more validation experiments on larger models in Sec. B. In Sec. C, we provide more prediction results of models trained on our data. In Sec. D, we introduce additional implementation details.

A Appendix For More Dataset Details

Statistical information. We analyze the properties of captions in DenseWorld, including the number of characters, words, and sentences, with results shown in Tab. 7. Compared to ShareGPT4V [7] and DenseFusion [41], our scene-level captions contain nearly twice as many sentences and more than twice as many words. Additionally, our DenseWorld includes 23.1M object captions and 23.6M object mask annotations. Our DenseWorld surpasses previous datasets in terms of annotation granularity, number of samples, caption detail, and degree of alignment between text and masks, as shown in Fig. 7.

Table 7 Statistical information on Denseworld-1M. "Char." represents the average number of characters in captions, "Word" represents the average number of words in captions, and "Sen." represents the average number of sentences in captions. "-" indicates that the paper did not report the corresponding statistical results, "0" indicates that the dataset does not contain this type of data.

Method	Scene-Level				Object-Level				Pixel-Level Samples
	Samples	Char.	Word	Sen.	Samples	Char.	Word	Sen.	
ShareGPT4V [7]	0.1M	942	-	-	0	0	0	0	0
DenseFusion [41]	1M	1253	206	11.2	0	0	0	0	0
DenseWorld	1M	2813.1	458.4	20.5	23.1M	673.4	111.4	4.5	23.6M

More visualization results. We provide a comprehensive display of more samples from the DenseWorld dataset, as shown in Fig. 8, 9, 10, 11, 12, 13, and 14. DenseWorld contains abundant dense scenes and provides detailed and accurate pixel-level, object-level, and scene-level annotations.

Previous dataset examples. In Fig. 7, we show several examples of previous caption and pixel caption datasets. These features motivate us to build the DenseWorld-1M dataset.

B Appendix For More Experiments

LLaVA. We validate our DenseWorld dataset on LLaVA [46, 47] with larger LLMs, with results shown in Tab. 8. When trained with DenseWorld data, the model demonstrates significant improvements on nearly all benchmarks, including general benchmarks, hallucination benchmarks, and reasoning benchmarks.

Sa2VA. We validate the DenseWorld dataset on Sa2VA [89] with larger LLMs, with results shown in Tab. 10. When using the DenseWorld dataset, Sa2VA achieves 0.9, 1.9, and 0.8 cIoU improvements on the validation sets of RefCOCO, RefCOCO+, and RefCOCOg, respectively. Additionally, Sa2VA demonstrates improvements of 0.6 METEOR, 5.1 CIDEr, 1.0 AP50, 2.3 mIoU, and 3.3 Recall on the grounded conversation generation task.

C Appendix For More Visual Examples.

We provide additional visual examples of the model trained with our data, as shown in Fig. 15 and 16. Our DenseWorld data significantly improves the baseline’s performance on both grounded conversation generation and dense image caption tasks.

D Appendix For More Implementation details.

Sa2VA. We use the segmentation-related data from DenseWorld to further train Sa2VA [89] to validate the effectiveness of our data. We utilize the grounded caption data generated from stage-3 as well as the object



Figure 7 Visualization examples from other datasets. ShareGPT4V tends to miss objects in the scene, such as the person highlighted in the red box, while the captions from both Osprey and Grand-f datasets are very brief, containing extremely limited information.

Table 8 Performance on MLLM benchmarks using LLaVA as baseline.

Method	Size	MMBench	MME	MMStar	SEEDBench	AI2D	MMVP	HallusionBench	MMMU
LLaVA 1.5	7B	75.1	1943	44.7	71.4	67.8	64.7	48.8	42.9
+ DenseWorld-1M	7B	77.4	1909	48.8	75.4	72.1	72.7	51.2	47.4

Table 9 Performance on referring expression segmentation datasets by DenseWorld-1M.

Method	Size	refCOCO			refCOCO+			refCOCOG	
		Val	TestA	TestB	Val	TestA	TestB	Val	Test
Sa2VA [89] (Baseline)	8B	82.7	84.6	80.0	78.0	82.0	73.8	80.2	80.3
Sa2VA (ours)	8B	83.6	85.2	81.6	79.9	83.1	74.9	81.0	81.1

Table 10 Performance on grounded conversation generation dataset by DenseWorld-1M.

Method	Size	Val					Test				
		METEOR	CIDEr	AP ₅₀	mIoU	Recall	METEOR	CIDEr	AP ₅₀	mIoU	Recall
Sa2VA [89]	8B	16.4	49.5	33.2	67.7	45.1	16.2	49.0	32.2	66.8	44.5
Sa2VA (ours)	8B	16.9	52.5	34.0	69.5	47.7	16.8	54.1	33.2	69.1	47.8

caption data from stage-2. For the object caption data from stage-2, we reorganize it into referring expression segmentation format: "Please segment the object. The object is...". The training settings remain completely consistent with Sa2VA's SFT stage, including learning rate, batch size, warm-up ratio, gradient norm, and other hyperparameters. Since there exist gaps between our data and public benchmarks, such as the use of short expressions in RefCOCO and similarly concise captions in GCG, we further fine-tune the Sa2VA model trained on our data using the training sets of downstream tasks to bridge this gap and fairly evaluate the

effectiveness of our data. For task-specific finetuning, we employ exactly the same settings as the original Sa2VA’s finetuning protocol for specific tasks.

LLaVA. To validate our dense caption data produced in stage-3, we train a LLaVA [46, 47] model from scratch, similar to the approaches used by ShareGPT4V [7] and DenseFusion [41]. To fully demonstrate the effectiveness of our data, we first construct a strong baseline LLaVA by incorporating widely validated community practices. Specifically, we adopt the strong LLM Qwen2.5 [84]. Second, to avoid over-compressing image resolution and significant information loss, we employ the image partitioning strategy used by the InternVL series [12, 13, 101], which preserves high-resolution image information as much as possible through a series of small sub-images and a downscaled thumbnail. For training, we adopt the same two-stage training strategy as LLaVA, including pretraining and SFT. In the pretraining stage, only the MLP remains unfrozen. In the SFT stage, both the vision encoder and LLM are fine-tuned using LoRA [27], with all MLP parameters being trained as well. Using exactly the same training data as LLaVA 1.5 [47], our strong baseline LLaVA achieves performance that significantly surpasses LLaVA 1.5 [47].

We incorporate our dense caption data into the pretraining stage to validate its effectiveness. Specifically, we first use LLaVA pretraining data to train only the MLP, then use our dense caption data to fine-tune the vision encoder and LLM with LoRA. For the SFT stage, we use exactly the same settings and data as our baseline.

Qwen2.5 VL. Since Qwen 2.5 VL [1] does not open-source its training data, we can only validate the effectiveness of DenseWorld data through further SFT. We mix our dense caption data with MAMmoTH-VL-Instruct-12M [24] data at a 1:2 ratio, totaling 3M data, to serve as SFT data. We conduct further fine-tuning on Qwen 2.5 VL using the 3M SFT data, following the default training parameter settings from the official repository. After training, we conduct testing using VLMEvalKit without using any APIs to assist with answer processing.



Figure 8 More visualization results of DenseWorld dataset. Part 1 of sample 1.

<obj31>: The object is a dark blue Honda Civic, a compact car typically ranging from 16 to 18 feet in length, parked on the side of a busy street. The car is surrounded by numerous electric scooters parked in an organized manner, people walking on the sidewalk (some wearing face masks), and palm trees lining the street, with other vehicles visible in the background, indicating a bustling urban environment.

<obj32>: The object is a structural column or pillar, predominantly dark gray or black, likely around 1 to 2 feet in diameter and extending vertically beyond the frame of the image. It appears to be made of metal or concrete and is part of a larger structure, possibly a bridge or an overpass, with horizontal beams and an open space beneath it. People are walking and sitting around the area, indicating that it is a public space or a pedestrian area. The column serves as a support structure for the overhead beams, contributing to the stability and integrity of the larger architectural or infrastructural element.

<obj33>: The object is a man wearing a white sleeveless shirt, pink shorts, black sandals, a blue surgical mask, and sunglasses, with a black wristband or watch on his left wrist. He is carrying a black bag over his shoulder and walking on a paved path in an outdoor setting, likely a promenade or boardwalk, alongside another individual who is wearing a striped shirt and denim shorts. The path is lined with palm trees, and there are several bicycles and scooters parked nearby, suggesting a warm, possibly coastal location. The area appears to be a public space with other pedestrians in the background.

<obj34>: The object is a structural column or pillar, typically used in construction to support beams or other structural elements. It is primarily a light color, likely white or light gray, and appears to be a medium-sized column suitable for supporting a roof or an overhang. The column is made of a solid material, possibly concrete or metal, and its primary function is to provide structural support to the building or structure it is part of. It is located in a public space, such as a train station or a bus terminal, where people gather or pass through, and the background shows an open area with a roof supported by similar columns.

<obj35>: The object is a white Tesla Model X, an all-electric luxury crossover SUV. It is parked on a street lined with palm trees, with a row of electric scooters in the foreground and other vehicles visible in the background, suggesting a busy urban area. The setting also includes commercial elements such as shops and possibly a café or restaurant, as indicated by the visible signage and storefronts.

<obj36>: The object is a structural column, typically used in construction to support beams, floors, or roofs. It is primarily a dark color, likely black or very dark gray, and appears to be a medium-sized column suitable for supporting the structure above it. The column is made of metal or concrete, materials commonly used for structural support in buildings. It is located in an outdoor setting, possibly part of a larger structure such as a pavilion or an open-air building, with people around, suggesting that this area is used for public activities or gatherings. The primary function of the column is to provide structural support, helping to distribute the weight of the structure evenly and ensure stability.

<obj37>: The object is a traffic light, specifically a pedestrian signal light, mounted on a pole in an urban setting surrounded by palm trees and a busy street scene. The traffic light is primarily black or dark gray with a green light illuminated, indicating that pedestrians are allowed to cross the street. Positioned above street level, it is visible to both pedestrians and drivers. The surrounding area includes people walking, some on bicycles, and a few vehicles, suggesting a lively and active environment.

<obj38>: The object is a traffic light, which is used to control vehicle and pedestrian traffic. It is rectangular and appears to be medium-sized relative to the surrounding elements, though the color is not clearly visible due to the image quality and distance. The traffic light is mounted on a pole and positioned above a street or pedestrian area, surrounded by palm trees and various people walking or standing nearby. It is part of an urban environment, likely at an intersection or pedestrian crossing, and is designed to regulate the flow of traffic and ensure safety for both vehicles and pedestrians by signaling when to stop, proceed, or prepare to stop.

<obj39>: The object is a tall, gray pole located in an outdoor public area, surrounded by palm trees and other similar poles, and it could serve various purposes such as supporting signage, lighting, or other utilities.

<obj40>: The object is a metallic or gray pole, which is relatively tall and extends beyond the frame of the image. It is typically used for supporting signs, lights, or other fixtures and is situated in an outdoor public area, likely a park or a street, with trees, a paved surface, and people around. A person in the foreground is wearing a black tank top and a face mask, and a bicycle is partially visible in the background.

<obj41>: The object is a person wearing a pink sleeveless shirt with a graphic design on the back, walking on a busy street with other pedestrians, palm trees, and a cyclist nearby, suggesting a warm, possibly coastal, urban setting.

<obj42>: The object is a tent, a type of portable shelter typically used for camping or outdoor activities. The tent is primarily beige or light brown and appears to be medium-sized, suitable for a few people. It has a dome-like shape with a curved top, a common design for camping tents, and seems to have a single entrance, which is partially visible. The tent is situated in an outdoor area, likely a beach or a park, given the presence of people in swimwear and the open space. It is positioned under a shaded structure, possibly a pier or a boardwalk, which provides some protection from direct sunlight. The tent is likely being used for temporary shelter, possibly for a day trip or a short camping experience, with the surrounding environment suggesting recreational use, as people nearby are engaging in various activities. The tent appears to be set up on a flat surface, and there are no visible guy lines or stakes, indicating it might be a freestanding model. The tent fabric looks taut and well-maintained. Overall, the tent serves as a portable shelter in a recreational outdoor setting, providing shade and protection for its users.

<obj43>: The object is a person walking on a paved area, likely a promenade or boardwalk, wearing a black sleeveless top, a black skirt, a black hat, and black shoes, with a black bag or accessory slung over their shoulder. The person is walking away from the camera, and the background includes other people and bicycles, suggesting a public, possibly tourist, area. The setting is outdoors, with palm trees lining the walkway.

<obj44>: The object is a banner that serves as an advertisement, likely promoting a food product or restaurant. The banner is predominantly red with white and yellow elements and appears to be a standard size for a promotional banner, possibly around 3 feet wide and 2 feet tall. It is attached to a pole on a street lined with palm trees, positioned at a height that is easily visible to pedestrians and drivers. The background includes parked cars and buildings, indicating an urban setting. The banner features an image of a food item, likely a burger, with text above it that is not fully legible but seems to be in a language other than English, possibly Hebrew. The banner is in good condition, with no visible signs of wear or damage.

<obj46>: The object is a plastic bag, a typical lightweight one often used for carrying groceries or other items. The bag is transparent, allowing the contents inside to be partially visible, and it contains a dark-colored bottle, which seems to be a soda or beverage container. The bag is being held by a person walking on a paved surface, likely a sidewalk or street, who is wearing a maroon t-shirt, black shorts, and sandals. The surrounding area includes other individuals walking in the same direction, suggesting a public or outdoor setting.

<obj48>: The object is a gray metal streetlight pole, cylindrical in shape, and is located in an outdoor setting with trees and possibly parked bicycles or scooters in the background.

<obj49>: The object is a person sitting on the ground, wearing a light-colored top and dark shorts, with their legs crossed and head tilted downward, possibly looking at something in their hands or on the ground. They are near a pathway where several other people are walking, in an outdoor public space, possibly a promenade or park, with other individuals in the background engaged in various activities.

<obj50>: The object is a backpack, primarily black with some dark blue or gray accents, of medium size suitable for carrying books, a laptop, or other personal items. It is made of a durable fabric, possibly nylon or polyester, with a structured shape and visible compartments for organization. The backpack has two adjustable shoulder straps designed to distribute the weight of the contents evenly. It is being worn by a person walking on a sidewalk in a casual outfit, suggesting it is used for everyday activities such as commuting, attending classes, or running errands. The person is walking past parked electric scooters and bicycles in an urban street setting with palm trees and parked cars in the background. The backpack has a simple, functional design without any visible external branding or logos.

<obj52>: The object is a person wearing a black shirt and a light-colored face mask, walking on a busy street surrounded by other pedestrians, including a woman in a pink bikini and a man in a pink shirt with a black design on the back. There are bicycles and palm trees in the background, indicating an urban setting. The person seems to be walking amidst a crowd, suggesting a public or outdoor event, and is part of a bustling street scene, contributing to the lively atmosphere.

<obj55>: The object is a person walking on a sidewalk, wearing a black shirt and carrying a bag over their shoulder, alongside other pedestrians, including a person in a white tank top and pink shorts walking in the opposite direction, with palm trees lining the sidewalk and a street with traffic lights and parked scooters in the background.

<obj61>: The object is a person wearing a dark top and light-colored shorts, who appears to be walking or standing in an outdoor setting, possibly a beach or a park, with other people engaged in various activities such as sitting and walking in the background. The setting is a public outdoor area that may include structures typical of a beachside facility or a park.

<obj63>: The object is a pair of black shorts made of a lightweight fabric, likely cotton or a cotton blend, worn by a person holding a smartphone in their right hand.

<obj66>: The object is a backpack, primarily dark red or maroon, of medium size, suitable for carrying books or personal items. It is made of a durable fabric, possibly nylon or polyester, with a structured shape and padding for comfort. The backpack is being carried by a person walking on a paved path, holding a phone in their hand, in an environment with other pedestrians and bicycles, suggesting a public area such as a park, campus, or urban street. The backpack has a streamlined appearance without any visible external pockets or straps, and the person carrying it is dressed in casual clothing, aligning with the backpack's practical design.

Stage-3 Scene-Level Annotation

The image depicts a lively urban promenade scene under a clear sky <obj2>. A row of electric scooters <obj1>, primarily yellow with black and green accents, is parked on the left side of the paved area <obj0>, indicating a shared or rental parking zone. Along the promenade, a series of palm trees <obj3>, <obj4>, <obj6>, <obj8>, <obj9>, <obj11>, <obj12>, <obj13>, <obj14>, <obj15>, <obj18> line the walkway, creating a tropical atmosphere. These palm trees have brown trunks and green fronds, with some showing signs of wear or seasonal changes.

In the foreground, two women are walking side by side. One woman <obj7> is wearing a black one-piece swimsuit with cut-out sides, a light blue face mask, and black sandals. She has her hair tied back and is accessorized with a watch and necklace. The other woman <obj10> is dressed in a pink bikini and a blue face mask, with a necklace and bracelets on her wrists. They are walking on the paved promenade, surrounded by other people, some of whom are also wearing face masks.

Further along the promenade, a modern architectural structure <obj5> is visible, likely a roof or canopy designed to provide shelter and enhance the aesthetic of the bustling urban area. The structure is primarily light-colored with darker accents and is supported by vertical columns. In the background, buildings and signs are visible, indicating an urban environment adjacent to the promenade.

The scene is bustling with activity. Nearby, a man <obj25> walks past the scooters, carrying a black backpack. Further along the promenade, a man <obj27> rides an electric bicycle, wearing a helmet and casual attire. Another man <obj28> walks away from the camera, dressed in a striped shirt and denim shorts. In the background, a group of people <obj21>, <obj23>, <obj29>, and <obj33> are seen walking or standing, some wearing casual summer clothing and others in athletic wear. A man <obj16> walks while holding a smartphone and carrying a plastic bag, adding to the bustling atmosphere. Another man <obj22> walks behind the two women in swimsuits, wearing a black t-shirt with a logo.

A surveillance camera mounted on a pole <obj17> stands tall, indicating a focus on security. Nearby, a streetlight pole <obj20> supports the urban infrastructure. The presence of parked bicycles and scooters adds to the lively atmosphere. The overall setting suggests a warm, possibly coastal, urban environment with a lively and sunny atmosphere.

Figure 9 More visualization results of DenseWorld dataset. Part 2 of sample 1.



Figure 10 More visualization results of DenseWorld dataset. Part 1 of sample 2.

<obj34>: The object is a person sitting at a table in a casual dining setting, wearing a pink short-sleeved shirt and dark-colored pants, seated on a folding chair and leaning slightly forward with their hands clasped together. The table is surrounded by other people eating or engaged in conversation, with various dishes and utensils indicating a meal in progress, suggesting a communal or family-style dining experience.

<obj35>: The object is a folding chair with a metallic frame and a dark blue cushion, positioned around a table in a dining area where a person is seated and eating. The chair is part of a set of similar chairs around the table, which is covered with various items such as plates, bowls, bottles, and a pitcher. The floor is tiled, and the overall setting suggests a casual dining environment.

<obj36>: The object is a person wearing a blue shirt and a yellow apron, standing near a counter with various kitchen items in a busy kitchen or food stall environment, actively engaged in food preparation or serving, surrounded by kitchen-related items and other individuals.

<obj37>: The person is a man wearing a blue short-sleeved shirt, light gray knee-length shorts, black sandals, and a red harness or safety belt that goes over the shoulders and around the waist, with a green cloth or accessory tied around the waist. He appears to be engaged in an activity that requires safety equipment, such as climbing or construction, and is standing near the entrance of a restaurant or café, where there are several tables and chairs occupied by patrons eating and drinking. The entrance area has a counter with various items, possibly food or beverages, and a refrigerator or cooler is visible nearby. The setting suggests a casual dining environment with both indoor and outdoor seating.

<obj38>: The object is a man sitting at a table in a casual dining setting, wearing a black short-sleeved shirt and a black strap over his shoulder, with a patterned scarf or bandana around his neck. He is holding a fork and appears to be focused on his meal. The table is covered with various items, including plates of food, a water bottle, a glass of a yellowish beverage, and a pair of sunglasses. Other individuals are seated at the same table, including one person wearing a straw hat with a red band and another person across the table, also eating. In the background, people are standing, possibly waiting for their food or interacting with the staff, and the setting appears to be a casual eatery with a counter where food is served. The man's face is blurred, so no facial features or expressions can be discerned.

<obj39>: The object is a white or light-colored plastic bag or similar packaging material, of medium size, suitable for holding food items or other small objects. It is located near a counter or preparation area in a food service setting, close to other food-related items such as containers and possibly ingredients or utensils, suggesting it is being used for packaging or storing food items, likely for serving or takeaway purposes.

<obj40>: The object is a person sitting at a table in a dining area, wearing a white shirt and engaged in eating a meal. They are seated on a chair, and in front of them on the table are several items, including a bowl, a plate with food, and a glass of a yellowish beverage. The table also has other dining items such as a bottle of water, a bottle of soda, and some condiments. The person is positioned facing the table, and their posture suggests they are focused on their meal. The surrounding area includes other tables and people, indicating a communal dining setting.

<obj41>: The person is seated at a dining table in a casual dining setting, wearing a red short-sleeved shirt and a strap over their shoulder, which could be part of a bag or camera strap. They are also wearing a watch or bracelet on their left wrist. The person appears to be holding something up to their face, possibly a camera or binoculars, suggesting they might be taking a photo or observing something closely. They are surrounded by other individuals who are engaged in eating or conversing, and the table is cluttered with plates, bowls, cups, and bottles of water. The setting appears to be a communal dining area, possibly a cafeteria or a casual restaurant, with multiple tables and chairs, and the people present are dressed casually. The person is interacting with the items on the table, likely eating or drinking, and is part of a social or communal dining experience.

<obj42>: The object is a woman seated at a table in a dining setting, surrounded by other people who are also eating. She is wearing a sleeveless gray top and glasses, and is holding a smartphone in her hands, seemingly focused on the device. The table is cluttered with various dishes, bowls, and utensils, indicating that she and the others are in the middle of a meal. There are also bottles of water and other beverages on the table. The overall atmosphere suggests a casual dining experience, possibly in a restaurant or a similar establishment.

<obj43>: The object is a piece of plastic packaging or a plastic bag, primarily white in color, small to medium-sized, possibly around the size of a small envelope or a plastic bag used for packaging small items, hanging or placed near the ceiling, possibly attached to a ceiling fan or another fixture, in an indoor setting, likely a dining area where people are seated at tables eating.

<obj44>: The object is a table.

<obj45>: The object is a man seated at a table in a casual dining setting, wearing a white short-sleeved shirt, dark blue jeans, and shiny black shoes. He is seated with one leg crossed over the other, and the table has plates, bowls, and utensils, indicating he is eating or has finished eating. The dining area is busy and lively, with other people seated at nearby tables and people standing and walking around in the background. The floor is tiled, and the space is arranged with chairs and tables, suggesting a casual eatery or café.

<obj46>: The object is a white, compact refrigerator or cold storage unit, commonly used in kitchens or service areas for preserving food and beverages. It is positioned near the entrance of the establishment, where a person wearing a blue shirt and a red apron is engaged in an activity, possibly preparing food or serving customers. In front of the refrigerator, there is a small wooden table or cart with a few items, including a green container and a metal bowl. A white vehicle is partially visible outside the entrance.

<obj47>: The object is a woman standing near the entrance of a dining area, wearing a light blue short-sleeved shirt and a red apron, with her hair tied back and dark-colored shoes. She is close to a table where other people are seated, and there is a chair with a red seat and a black frame nearby. The dining area has several tables with people eating, and the entrance leads to an outdoor area where a few people are standing and conversing.

<obj48>: The object is a chair, a piece of modern or contemporary style furniture designed for indoor use, primarily black or dark gray in color. It is made of metal or a similar material, featuring a curved backrest and straight legs, typical of chairs used in casual dining or meeting areas. The chair is positioned at the end of a table in a dining or cafeteria setting, surrounded by items such as bottles of water, condiments, and food containers. Other chairs and tables nearby suggest a communal eating area, indicating that the chair is used for seating while eating or drinking, accommodating several people at once.

<obj49>: The object is a vertical slatted structure, likely a part of a window or door, with a metallic gray color, positioned near the ceiling in an indoor dining area, and appears to be made of metal, allowing for adjustable light and ventilation control.

<obj50>: The object is a table.

<obj51>: The woman is wearing a black top with a pattern or design and short sleeves, and she is seated at a table, handling what seems to be a piece of food or utensil. She is surrounded by other individuals who are also seated at the table, engaged in eating or conversation. The setting is a casual dining area, possibly a cafeteria or a communal dining space, with additional tables, chairs, and people visible in the background.

<obj52>: The object is a person standing in a room, wearing a white and gray striped shirt and a pink skirt, near the entrance and facing away from the camera. The room appears to be a dining area with several tables where people are eating and drinking, and various items like water bottles, cups, and plates are visible. Another person, wearing a blue shirt and gray shorts, is standing near a counter or kitchen area in the background. The room has a tiled floor and an open window or door, allowing natural light to enter.

<obj53>: The object is a dining table.

<obj54>: The object is a bowl, which is a type of dishware commonly used for holding food or other items. The bowl is light brown or beige in color and appears to be of a standard size typically used for serving or eating. It contains a piece of meat, possibly chicken, along with some other unidentified food items. The bowl is placed on a table surrounded by various other dishes and items, including a glass of orange juice, a small bowl containing a white substance that could be rice, and several small bowls and plates with food remnants, indicating a partially consumed meal. There are also bottles and containers, likely containing condiments or beverages, scattered around the table. The setting suggests a casual dining environment, possibly a restaurant or a home dining area, where a shared meal is taking place among several people.

<obj55>: The object is a chair, a piece of furniture with a light gray or beige color, a standard size suitable for an adult, a simple design likely made of solid material such as plastic or metal, featuring a flat seat and a straight backrest. The chair is positioned next to a table with various items, including plates with food remnants, a bowl, and a cup, in a dining area with a light-colored table surface and a geometric patterned floor.

<obj56>: The object is a portion of a car, specifically showing the rear wheel and part of the body, suggesting it is a modern passenger vehicle, possibly an SUV or a sedan, with a white or very light color. The car is parked outside a building, likely a restaurant or café, near the entrance, partially obstructing the view into the establishment. It is parked next to another vehicle, and there are people walking by outside, while inside, there are tables, chairs, and people engaged in dining activities.

<obj57>: The object is a pink bowl containing remnants of food, likely a mix of rice and some sauce or seasoning. It is placed on a table surrounded by various other dishes and items, including a plate with sliced vegetables, a small bowl of sauce, a plate with pieces of meat, a plate with skewered items, a small bowl of rice, another bowl with a reddish sauce, glasses with a yellowish liquid, and a container of a condiment or sauce. The setting suggests a mealtime in a casual dining situation where multiple dishes are being shared among diners.

<obj58>: The object is a teal or turquoise folding chair positioned in a dining area, with a person seated on it. The chair is placed next to a table where various items, including bowls, a plate, and utensils, are present, suggesting a mealtime setting. The chair's color contrasts with the surrounding environment, making it easily identifiable.

<obj59>: The object is a folding chair, commonly used in casual dining settings or for temporary seating. The chair has a blue seat cushion and a black backrest, with a standard size of approximately 18 inches wide and 17 inches deep, and a seat height of about 18 inches from the ground. The chair frame is made of metal, which is common for folding chairs due to its durability and lightweight nature. The chair is positioned at a table in a casual dining area, surrounded by other chairs and tables, indicating a communal eating space. The table in front of the chair has various items on it, such as plates, bowls, and condiments, suggesting that it is being used for dining. People are seated at the table, engaged in eating and conversation. The chair is likely used by patrons of the dining area, providing seating for meals, and the presence of multiple chairs and tables suggests that this is a public or semi-public space, such as a restaurant, café, or food court.

<obj60>: The object is a plate, which is a type of dishware used for serving food. The plate is light pink or beige in color and contains pieces of meat, possibly chicken, along with other food items. It is placed on a table alongside other items, including a bottle of Coca-Cola with a straw to the left, a small bowl containing a liquid in front, two smartphones, a small bowl with a dark sauce, and a small container with a lid to the right, and a small dish with a brown substance, possibly a condiment or side dish.

<obj61>: The object is a teal or turquoise chair, standard-sized, positioned around a table where a person is seated, leaning forward with their head resting on their arms. On the table, there are several items including bottles of water, a pitcher with a beverage, a bowl, a plate with food remnants, and some utensils. The chair is part of a dining setup, likely in a cafeteria or dining hall, as indicated by the tiled floor and additional chairs and tables in the background.

<obj62>: The object is a person wearing a light-colored shirt with a pattern and a bag slung over their shoulder, standing near a table in a casual dining setting, facing away from the camera. The person is in a restaurant or café, surrounded by tables, chairs, and other patrons eating and drinking, with bottles of water and condiments on the tables. It appears that the person is either waiting for someone or preparing to sit down at the table.

<obj63>: The object is a chair positioned between two tables in a dining area. The chair is light brown or beige, with a simple design suitable for indoor use. It is placed near a person wearing a blue shirt, who is seated at a table with various dishes and utensils. The chair's placement suggests it is part of the seating arrangement for the dining area, likely intended for use by patrons.

<obj64>: The object is a plastic container with a white lid, appearing to be small to medium-sized and possibly used for storing or transporting liquids. The container is filled with a yellowish liquid, which could be a beverage or some other liquid substance. Surrounding the container are several other objects on the table, including two clear plastic bottles with blue caps, likely water bottles, and a small yellow container with a white lid, which might be a condiment or sauce container. The items are placed casually on the table, suggesting a setting where beverages and condiments are being used.

<obj65>: The object is a folding chair with a beige seat and backrest, positioned at a table in a dining area. The table is occupied by a person wearing a light-colored shirt and shorts, who is seated and facing away from the camera. The chair is situated between two other chairs, one of which is blue and unoccupied. The table has various items on it, including plates, bowls, and bottles, indicating that it is being used for a meal. The surrounding area includes other tables and chairs, suggesting a communal dining space.

<obj66>: The object is a framed picture or certificate mounted on a wall among other similar framed items. The frame is rectangular with a dark border, possibly black or dark brown, and the size is medium, similar to the other frames on the wall. The content within the frame is not clearly visible, but it appears to be a printed document or photograph. The framed picture or certificate is part of a series of similar frames arranged in a row on the wall, which may be awards, certificates, or decorative pictures. The wall is painted in a light color, possibly green or yellow, and there are other objects in the room, such as a table with various items on it, suggesting that this might be a dining area or a common room in a building.

<obj67>: The object is a person sitting at a dining table in a casual setting, wearing a blue and white shirt with colorful designs, holding chopsticks and eating. The table is surrounded by other people also eating, indicating a communal meal, with various items like plates, bowls, and bottles of water on the table, suggesting a shared meal experience. The person is seated on a chair, and the atmosphere is relaxed and informal.

<obj68>: The object is a pitcher, a kitchenware item typically used for serving beverages. It is transparent or clear, with a handle on one side, and contains a yellowish liquid, which could be juice, tea, or another beverage. The pitcher is placed on a table next to several other items, including multiple bottles of water, a small bottle of what appears to be soy sauce, a red container, a smartphone, a small black object, a pair of glasses, and a small white object. The setting is a kitchen or dining area, as indicated by the tiled walls and the presence of various kitchen items, and the pitcher is likely being used to serve a beverage during a meal or gathering.

<obj69>: The object is a folding chair, primarily brown with some metallic parts, positioned on the floor near a table in a communal dining area, suggesting it is not currently in use. The chair is part of a setting with tiled flooring and several people seated at tables, indicating a dining hall or cafeteria.

<obj70>: The object is the lower body of a person, including light-colored mid-length pants and light-colored flat slippers or sandals, standing outside near a parked white vehicle and the entrance of a building where other individuals are seated at tables inside. The setting appears to be a casual dining area or a similar establishment, with a tiled floor and a few chairs and tables.

<obj71>: The object is a plastic bag, commonly used for carrying or storing items. It is primarily white and of a medium size, typical of grocery or shopping bags. The plastic bag is located on a counter or table in what appears to be a food service or dining area, near other objects such as plates and possibly food items. It is surrounded by various items, including plates and possibly utensils or napkins, with people nearby, suggesting the area is likely a communal dining space or a cafeteria. Given the context, the plastic bag might be used by individuals to carry their food or leftovers, or by the staff for organizing or distributing items.

Figure 11 More visualization results of DenseWorld dataset. Part 2 of sample 2.

<obj72>: The object is a transparent bottle with a dark cap, containing a yellowish liquid. The bottle has a cylindrical shape with a slightly wider base and a screw-on cap. It is placed on a table among other items, including small bottles of water with blue caps, a small bowl of a white substance, and a small glass with a similar yellowish liquid. The bottle is likely a small to medium-sized container, possibly around 250 ml to 500 ml in capacity, and is centrally located on the table, suggesting it might be a shared item in a dining setting.

<obj73>: The object is a cash register or point-of-sale (POS) terminal, colored light gray or beige, of a medium size typical for a standard cash register or POS terminal used in small businesses or food stalls. It is located on a counter in a food stall or small restaurant, surrounded by items such as plates, utensils, and possibly food items, with people around, indicating an active service area. The cash register is an essential component of the stall, used for processing transactions and managing sales.

<obj75>: The object is a human arm, visible from the shoulder to the elbow, with a natural skin tone and a size consistent with an adult's arm. The arm is resting on a table, suggesting that the person is seated and possibly engaged in an activity such as eating or writing. The surrounding objects include plates, bowls, and utensils, indicating that the setting is likely a dining area.

<obj76>: The object is a chair, a piece of furniture with a light color, possibly beige or light gray, and a standard size suitable for an adult. It has a metal frame with a mesh or fabric seat and backrest, featuring a simple, utilitarian design. The chair is positioned at a dining table cluttered with plates, bowls, and various food items, next to another chair where a person is seated. The table is in a room with tiled flooring and white walls.

<obj77>: The object is the backrest of a chair, dark in color, and positioned behind the person seated at the table, which is covered with various dining and personal items.

<obj78>: The object is a person wearing a blue shirt and a yellow apron, standing at a counter in a food service setting, possibly a restaurant or a food stall, and is engaged in serving or preparing food by holding a plate with food on it. Surrounding this person are other individuals who seem to be either customers or staff members, and the environment includes various kitchen utensils and containers, indicating an active food preparation area.

<obj79>: The object is a bowl, which is a type of dishware commonly used for holding food or other items. The bowl is light beige or cream-colored and appears to be medium-sized, suitable for serving or eating purposes. It contains a small amount of food, which looks like a mixture of rice and possibly some vegetables or meat, and the food appears to be partially eaten. The bowl is placed on a table surrounded by other dishes and utensils. To the left of the bowl, there is another plate with some food remnants and a pair of chopsticks. To the right, there is a small bowl with a reddish-brown sauce or condiment. There are also other bowls and plates with various food items and condiments around the table, indicating a meal setting. Additionally, there are glasses with a yellowish liquid, likely a beverage, on the table. The setting appears to be a casual dining environment, possibly a home or a simple restaurant, where a meal is being shared among several people, and the presence of multiple dishes and utensils suggests a communal eating experience.

<obj80>: The object is a pair of blue denim pants, fitting a standard adult size, worn by a person standing near the entrance of a restaurant or café, with the surrounding environment including other people seated at tables, indicating a social or dining setting.

<obj82>: The object is a light blue shirt, a casual or semi-formal style suitable for everyday wear or light office environments. The shirt is worn by a person seated at a table, leaning forward, possibly engaged in an activity such as writing or reading. In the background, another person is seated at a different table, wearing a patterned dress, suggesting a casual dining area, café, or similar public space. The indoor setting is indicated by tiled floors and walls.

<obj83>: The object is a man sitting at a table in a small eatery or café, wearing a dark-colored shirt, with no visible accessories, leaning forward and resting his head on his hand. The table has items like a bottle of sauce, and there are other people around, including a person in a red apron near the entrance, suggesting they might be a staff member. The setting includes a few stools and tables, and the entrance is open, allowing natural light to enter.

<obj84>: The object is a woman seated at a table in a dining area, wearing a blue top and a hair accessory that resembles a flower or bow. The table in front of her is cluttered with items such as several bottles of water, a red packet, and dishes with food remnants. She is surrounded by other people seated at tables, indicating a communal dining setting, and she appears to be engaged in a conversation or activity, possibly eating or drinking.

<obj85>: The object is a magazine or book cover that is predominantly orange and yellow with some blue elements, placed on a tiled wall in what appears to be a kitchen or dining area, leaning against the wall or possibly taped to it. The wall is decorated with framed pictures or certificates, and the room includes a table with various items such as a pitcher, a bottle, and some glasses, suggesting a casual, everyday environment.

<obj86>: The object is a black vertical panel or surface, possibly a part of a wall or a partition, located near a table where several people are seated. It appears to be a medium-sized panel, possibly around a few feet in height and a few inches in width, and is positioned close to the edge of the table, potentially serving as a divider or part of the room's structure.

<obj87>: The object is a chair, a piece of furniture primarily black with some white accents, designed for an adult. It is made of plastic or a similar material, featuring a curved backrest and a flat seat. The chair is located at a dining table in a casual dining setting, surrounded by other chairs and tables with people eating. The table has items such as plates, bowls, and bottles, indicating a mealtime scenario. The chair is currently occupied by a person leaning forward, possibly using a mobile device.

<obj88>: The object is a pair of dark blue or black pants, worn by an individual in a kitchen setting, likely involved in food preparation or service. The pants appear to be adult-sized, have a straight or slightly loose fit, and are made of a typical fabric used for casual or work pants. The person is also wearing a yellow apron with a red waistband.

<obj89>: The object is a chair positioned at a dining table in a casual dining setting. The chair is light brown or beige with a simple, functional design typical of chairs found in eateries or cafes. It is occupied by a person leaning forward, possibly looking at a mobile device. The surrounding area includes other dining tables with various items such as plates, bowls, glasses, and bottles, indicating that the area is being used for eating and drinking, suggesting a communal dining environment.

<obj91>: The object is a small, white or light-colored bowl containing sliced green chili peppers and what appears to be sliced onions, suggesting it might be used for a condiment or garnish. The bowl is placed on a table surrounded by various other dishes and items, including a glass of a yellowish beverage, possibly juice or beer, and other small bowls with different condiments or sauces. In the background, there are plates with remnants of food, and chopsticks are visible, indicating a communal eating experience, possibly involving a variety of dishes.

<obj92>: The object is a small brown bottle with a black cap, likely containing a beverage or condiment, and it is placed on a table next to a larger pitcher filled with a yellowish liquid, possibly juice or tea, along with several other bottles and containers.

<obj93>: The object is a bowl, which is a type of dishware commonly used for holding food or other items. The bowl is primarily white with some brownish or beige markings and is small to medium in size, suitable for individual servings. It contains a spoon and some remnants of food, suggesting it has been used for eating. The bowl is placed on a table among other dishes, with two small bowls to the left, one containing shredded vegetables and the other empty. In front of the bowl, there is a plate with some food items, including what appears to be a piece of meat and some skewers. To the right, there is another plate with a brown sauce or dip. The person in the image is leaning over the table, possibly eating or about to eat. The setting appears to be a casual dining environment, possibly a restaurant or a home dining area, with multiple dishes and utensils indicating a mealtime scenario.

<obj95>: The object is a dark-colored, standard-sized dining chair with a simple, utilitarian design, likely made of sturdy material such as plastic or metal. It has a straight backrest and four legs, and is positioned at a cluttered dining table in a communal dining area, currently occupied by a person engaged in a meal. The table is part of a larger dining area with other chairs and tables, suggesting a cafeteria, restaurant, or communal dining setting in an institution like a school or office.

<obj96>: The object is a plastic water bottle, primarily transparent with a blue cap, and it appears to be a standard 500 ml or 16.9 oz size. The bottle is placed on a light-colored table, surrounded by other objects, including a yellow container with a white lid to the left, which might be a thermos or drink container, another similar water bottle with a blue cap behind it, and a small yellow container with a white lid, possibly a condiment or sauce bottle. The surrounding area includes chairs and a tiled floor.

<obj97>: The object is a chair or stool leg, primarily white or light-colored, likely made of plastic or a similar synthetic material, and positioned under a table in a setting that might be a dining area or a similar environment where people sit to eat or work. The leg is standard-sized, approximately 1 to 2 feet in height, and the surrounding area includes a light-colored table with a few items on it, such as a pink bowl and a glass, and a light gray tiled floor with a subtle pattern.

<obj98>: The object is a black chair, a type of seating furniture. The chair is primarily black and appears to be a standard adult-sized chair based on the proportions visible. It is positioned near a table with a water bottle and other small items on it, and there is another similar chair visible in the background. The setting appears to be an indoor space, possibly a dining or meeting area.

<obj99>: The object is a woman sitting at a table, wearing a light-colored, possibly beige or light pink, short-sleeved shirt with her hair tied up in a bun and a small, dark-colored accessory in it. She is seated facing another person who is standing and appears to be engaged in an activity, possibly writing or handling items on the table. The table has several items on it, including a red bottle and some other small objects. Other individuals are in the vicinity, including a person standing nearby and another person seated at a different table. The setting is an indoor space, possibly a small shop or a casual dining area, with metal shutters in the background and various items visible, such as a metal bowl on a shelf and some bottles on another table.

<obj120>: The object is a small to medium-sized bottle, primarily orange with a white cap, placed on a dining table. It has a cylindrical shape with a narrow neck and is likely made of plastic. The bottle appears to contain a liquid, possibly a condiment or sauce, and is surrounded by other dining items such as water bottles, a glass, plates with food remnants, and utensils.

<obj121>: The object is a small, rectangular electronic device, possibly a power bank or a similar gadget, with a brown or tan color, placed on a table next to a cell phone, a pair of glasses, a bottle of orange liquid, and some food items, suggesting it might be used to charge the phone.

<obj123>: The object is a stool, a piece of furniture with a dark color, possibly black or dark gray, and appears to be made of metal. It is relatively small, suitable for seating one person, with a simple design featuring a round seat and four legs. The stool is positioned near a table in a setting where people are seated, suggesting it is part of a dining or café area, and there are other stools and tables nearby, indicating a communal space for multiple patrons.

<obj125>: The object is a bowl, which is a type of dishware commonly used for holding food or other items. The bowl appears to be white or light-colored and is a standard size typically used for serving or eating. It contains some food remnants, indicating that it has been used for a meal, with contents that appear to be a mix of different food items, possibly including rice or noodles. The bowl is placed on a dining table surrounded by other dishes and utensils, with a pitcher of orange juice to the left and other plates and bowls nearby, some of which also contain food remnants. There are also spoons and other utensils scattered around the table. The setting appears to be a dining environment, likely after a meal has been consumed, with multiple dishes and utensils suggesting a shared meal among several people. The individuals at the table are engaged with their phones, indicating a casual dining atmosphere.

<obj126>: The object is a bowl, a type of dishware commonly used for holding food or other items. The bowl is light brown or beige in color and appears to be of a standard size typically used for serving or eating. It contains a white substance, which could be rice or another similar food item. The bowl is placed on a table among other dining items, with a pair of chopsticks and a small dish containing a white substance to the left, and a plate with food remnants and utensils to the right. Another plate with food remnants is visible in the foreground, suggesting a communal dining experience.

<obj127>: The object is a bowl, which is a type of container typically used for holding food or other items. The bowl is light pink or beige in color and appears to be of a standard size, possibly around 6-8 inches in diameter. It contains a white, crumbly substance that resembles rice or a similar grain-based food. The bowl is placed on a table, with a plate containing food remnants and a few skewers to the left, another plate with a brown sauce or dip above, and a cup containing a light-colored liquid, possibly tea or juice, to the right. The table surface is light-colored, and the background shows a tiled floor with a circular pattern.

<obj128>: The object is a bowl, a type of dishware commonly used for holding food or other items. The bowl is light pink or peach in color and appears to be small to medium-sized, typically used for serving individual portions of food. It is made of ceramic or porcelain and is currently empty, suggesting it may have been used for serving food that has already been consumed. The bowl is placed on a table among other dishes and utensils, with several other bowls and plates around it, some containing remnants of food. There is also a glass and some cutlery visible on the table, indicating a dining setting where a meal has recently been eaten. The setting appears to be a casual dining environment, possibly a home or a simple restaurant, where multiple people have been eating together.

<obj129>: The object is a green beverage bottle, likely made of glass or plastic, with a standard size of approximately 12-16 ounces (355-473 ml). It has a cylindrical shape with a narrow neck and a cap, and the label is partially visible, suggesting it might be a branded beverage. The bottle is placed on a flat surface, possibly a countertop, and is surrounded by other bottles and containers, including a red container, a dark-colored bottle with a pink cap, and a clear plastic bottle with a blue cap. The setting appears to be a kitchen or a similar environment where beverages are stored.

<obj130>: The object is a transparent plastic bottle with a blue cap, of a standard size typically used for soft drinks or water, and it appears to be empty or nearly empty. The bottle is placed on a countertop next to other beverage containers, including a pitcher with a yellowish liquid, possibly juice or tea, and another bottle with a blue cap, as well as a red Coca-Cola cup nearby.

Figure 12 More visualization results of DenseWorld dataset. Part 3 of sample 2.

<obj132>: The object is a bottle, a beverage container made of glass, appearing dark-colored, possibly brown or black, and resembling a standard size of around 12 ounces or 355 milliliters. The bottle contains a dark liquid, likely a soda or carbonated beverage, and is placed on a table next to a plate with food and a bowl, near the edge of the table. A straw is inserted into the bottle, indicating it is being used for drinking. The bottle is surrounded by a plate with food, a bowl, and a person's hand holding a fork, suggesting that the person is eating a meal while drinking from the bottle.

<obj133>: The object is a portion of rice on a plate, mixed with some type of sauce or seasoning, giving it a slightly darker color. The plate is placed on a table, surrounded by a bottle of Coca-Cola, a small bowl of sauce, and another plate with pieces of meat or chicken. A person sitting at the table is holding a smartphone in one hand and interacting with the food using the other hand.

<obj134>: The object is a smartphone with a white or light-colored back cover, displaying a blue interface that suggests a messaging app or social media platform. The smartphone is typically sized, ranging from 5 to 6 inches in screen diagonal, and is placed on a table near the center of the image. To the left of the smartphone, there is a plate with food and a bottle of soda, while to the right, there is a wallet or a small pouch, a pair of glasses, and a small container that might hold condiments or spices. A small bowl with a dark sauce is also next to the smartphone. The person in the image appears to be eating a meal while interacting with the smartphone, indicating a casual dining setting where the individual is multitasking between eating and using the phone.

<obj135>: The object is a small plate or dish containing several pieces of fried food, possibly spring rolls or a type of fried snack, which are golden brown. Surrounding the dish, there are various other items on the table, including a bowl with a reddish sauce, another bowl with a greenish substance, likely a vegetable or herb-based dish, and a small bowl with a dark sauce, probably a dipping sauce for the fried items. In front of the dish, there is a glass of a light-colored beverage, possibly water or a light tea, and to the right, there is a large bottle with an orange liquid, which could be a juice or a flavored drink. Additionally, there are personal items on the table, such as a pair of sunglasses and a face mask, suggesting that the people at the table might have just arrived or are preparing to leave. Overall, the dish is part of a larger meal being enjoyed by the people at the table.

<obj136>: The object is a bottle, a type of container typically used for storing liquids. It is primarily light green with a yellowish bottom and appears to be small to medium in size, similar to a standard beverage bottle. The bottle has a cylindrical shape with a narrow neck and a wider base, and it seems to have a label or some markings on it, though the details are not clear from the image. The bottle contains a light brown liquid, visible through the transparent glass, suggesting it might be a type of beverage or syrup. The bottle is placed on a light-colored table or countertop, surrounded by other objects such as a glass bowl, a small glass, and some unidentified items. The setting appears to be a kitchen or dining area, given the presence of the bowl and other items typically found in such environments, and there is a poster or picture on the wall behind the bottle.

<obj137>: The object is a yellow beverage bottle with a white cap, likely containing a yellowish liquid such as juice, tea, or another drink. It is placed on a dining table among other items, including a larger container and a glass with a similar yellowish liquid, a small bowl with shredded ingredients, a plate with food, and a small dish with a dark substance, possibly a condiment or seasoning. The setting suggests a meal setup, possibly shared among several people.

<obj138>: The object is a small bottle with a blue cap, which appears to be a condiment or sauce bottle likely containing a liquid or semi-liquid substance. It is positioned among other beverage containers and bottles on a table, surrounded by a larger plastic bottle with a yellowish liquid, possibly juice or another beverage, and several other bottles with blue caps, which might contain water or other drinks. The arrangement suggests a casual setting, possibly a meal or gathering where various drinks and condiments are available.

<obj139>: The object is a green glass bottle with a cylindrical shape, a narrow neck, and a screw cap, typically ranging from 12 to 24 ounces in size. It is filled with a clear liquid, possibly water or another transparent beverage, and is placed on a countertop next to other bottles and containers. The surrounding objects include a large plastic container with a yellowish liquid, several other green bottles, a red container with a white lid, and a small bottle with a pink cap. The bottles are arranged closely together, suggesting a kitchen or similar environment where beverages and other liquids are commonly stored and used.

<obj140>: The object is a pair of glasses, typically used for vision correction or as sunglasses, with a dark frame that is possibly black or dark brown. The glasses are placed on a table next to a smartphone and a wallet, with a small, round object nearby that could be a coaster or a small container, suggesting a casual setting, possibly a café or a meeting room.

<obj142>: The object is a smartphone, which appears to be black or dark gray in color, placed on a table surrounded by various items. To the left of the smartphone, there is a plate with food remnants, suggesting that a meal has recently been consumed, and nearby, there are small bowls containing sauces or condiments. To the right of the smartphone, there is a wallet or a small pouch, and further to the right, there is a pair of glasses and a small, possibly electronic device. The overall setting indicates that the person using the smartphone might be in a casual dining environment, possibly taking a break or waiting for something while having their meal.

<obj143>: The object is a small, light brown or beige bowl containing a white, crumbly substance, likely grated cheese, breadcrumbs, or a similar ingredient. The bowl is placed on a table with various other items, including a glass jar filled with a yellow liquid (likely honey), a small container with a white lid, chopsticks, a small packet, and a pink cup. In the foreground, there is a plate with food remnants, suggesting a partially consumed meal. The setting is a dining table, indicating that the bowl is part of a meal setup that might include a variety of flavors and possibly involves some form of Asian cuisine.

<obj144>: The object is a small brown bottle with a gray cap, likely used for holding condiments or sauces, and it is situated among other food and drink items on a table, suggesting a mealtime setting.

<obj145>: The object is a cup, a type of container typically used for holding liquids such as beverages. The cup is a light, translucent color, possibly a pale yellow or beige, and it appears to be a standard-sized drinking cup, which typically holds around 8 to 12 ounces (237 to 355 milliliters) of liquid. The cup contains a yellowish liquid, which could be juice or another type of beverage. It is placed on a table surrounded by various other items, including a bottle with a dark liquid, a small bowl containing a dark-colored food item, a plate with slices of a vegetable or fruit, and another plate with a dish of food, possibly a type of dumpling or pastry. The arrangement suggests a dining setting, possibly a meal being prepared or served, with multiple dishes and condiments indicating a shared meal or a buffet-style setup.

<obj146>: The object is a small, dark brown or black bowl containing a dark-colored substance, likely a sauce, dip, or condiment. It is placed on a table among other dishes, including two larger pink bowls, one with a spoon and remnants of food, and a small dish with a similar dark substance. Two smartphones are also on the table, one being held by a person, suggesting a casual dining environment where a group of people are sharing a meal.

<obj148>: The object is a plastic water bottle with a transparent body and a blue cap, filled with clear water. It is of a standard size, typically ranging from 500 ml to 1 liter. To the left, there is another bottle with a yellow liquid, and behind it, there are additional plastic water bottles on a white table, suggesting a communal space like a meeting room or break area. The setting is indoors, likely in a public or semi-public space such as a conference room, classroom, or office break room.

<obj149>: The object is a bottle, primarily dark in color, possibly brown or black, with a cylindrical shape, a narrow neck, and a cap that appears to be a lighter color, possibly white or silver. The bottle likely contains a liquid, possibly a condiment or sauce, and is placed on a table next to a pitcher filled with a yellowish liquid, possibly juice or tea, and other bottles and containers, suggesting a dining or kitchen area. Additionally, there is a red container, possibly a napkin holder, and some other indistinct items on the table. The bottle's placement and appearance suggest it is used for holding and dispensing a liquid condiment or sauce during meals.

<obj150>: The object is a plastic water bottle with a blue cap, containing clear liquid, likely water, placed on a table among other similar bottles and a yellow container, in what appears to be a dining or cafeteria setting.

<obj151>: The object is a bowl, which is a type of dishware commonly used for holding food or other items. The bowl is primarily a light green color and appears to be small to medium in size, suitable for individual servings. It contains a food item that looks like a noodle dish, possibly with some vegetables or other ingredients. The bowl is placed on a table among other dining items, including a pink bowl that contains a reddish-brown sauce or soup to the left, a small bottle that may contain a condiment or beverage to the right, skewers with grilled items, and another dish with a reddish-brown sauce in front. There are also utensils, such as chopsticks, placed near the bowl. The setting appears to be a dining table where multiple dishes are being served, indicating a mealtime scenario.

<obj153>: The object is a bottle, which is a type of container typically used for storing liquids. The bottle is primarily blue with some white areas and appears to be small to medium in size, similar to a typical water bottle or a small beverage container. It seems to be made of plastic, given its translucent appearance and the way it reflects light, and has a cylindrical shape with a slightly tapered top, which is common for beverage bottles. The bottle has a blue cap, likely a screw-on type, commonly used for sealing bottles to prevent spills. There is a label on the bottle, although the text or design on the label is not clearly visible. The bottle is placed on a flat surface, possibly a table, and there are other bottles nearby that appear to be similar in size and shape, suggesting they might be part of a set or used for similar purposes. The surrounding bottles also have caps, indicating they are sealed containers. The setting appears to be an outdoor or semi-outdoor area, as indicated by the presence of a wooden structure and what seems to be a tiled floor in the background, suggesting that the bottles might be used for refreshments in an outdoor setting, such as a patio or garden area.

<obj155>: The object is a bowl, which is a type of dishware commonly used for holding food or other items. The bowl is white or light-colored and appears to be a standard size, typically used for serving or eating. It contains a small amount of food, which seems to be a mixture of rice and possibly some vegetables or other ingredients. The bowl is placed on a table among other dishes and utensils, with another plate containing food remnants to the left, a pink empty plate to the right, and additional plates and bowls, some containing food and others empty, in the background. There are also chopsticks and possibly other utensils visible on the table. The setting suggests a dining table where multiple people are eating, indicating a communal meal in a casual dining environment.

<obj156>: The object is a bottle, a type of container typically used for storing liquids. The bottle is primarily a light color, possibly beige or light brown, and appears to be of a standard size, likely around 12-16 ounces. It has a cylindrical shape with a narrow neck and a wider base, and it appears to have a screw cap. The bottle seems to be made of plastic and is partially filled with a liquid. It is placed on a white surface, possibly a countertop, and is surrounded by other objects, including another bottle with a blue cap, a glass, and a container with a yellow substance, possibly a condiment or sauce. The bottle is positioned near the edge of the surface, close to a wall with tiled flooring visible in the background. Given the presence of other beverage containers and a glass, it is likely that this bottle is used for drinking purposes, possibly in a kitchen or dining area.

<obj157>: The object is a bowl, which is a type of dishware commonly used for holding food or other items. The bowl is light pink in color and contains a small amount of a brownish substance, possibly a type of food or condiment. It is placed on a table among other dishware items, including a plate with food remnants, another empty bowl, a small dish with a dark brown sauce or condiment, a glass with a clear liquid, and a spoon. The setting suggests a dining area, likely after a meal has been finished.

<obj158>: The object is a small bowl or dish, which is a type of container typically used for holding food. The bowl is primarily dark brown, almost black, with a glossy finish, and is relatively small, likely around 4-6 inches in diameter, suitable for holding a small portion of food. The bowl appears to contain a dark-colored substance, possibly a sauce, dip, or condiment, though the exact nature of the contents is not clear from the image. The bowl is placed on a table among other dishes, with a plate of sliced cucumbers and possibly other vegetables to the left, and another plate with remnants of food to the right, suggesting that a meal has been partially consumed. Chopsticks are visible, indicating that the meal might be of Asian cuisine. The setting appears to be a dining table, and the presence of multiple dishes and utensils suggests that this is part of a meal being shared among people in a casual dining environment.

<obj159>: The object is a small container or jar, typically used for storing small quantities of food or condiments. The container is primarily brown with some darker and lighter shades and is relatively small, likely around 2-4 ounces in capacity. It appears to be filled with a dark substance, possibly a type of seasoning, spice, or condiment. The container is placed on a table among other items, including a bottle with a dark liquid, possibly soy sauce, a plate with some food items, and a glass with a yellowish liquid, possibly juice or tea. The arrangement suggests that these items are part of a meal setup, indicating a dining setting, possibly a meal being prepared or served.

<obj160>: The object is a bowl, which is a type of dishware commonly used for holding food or other items. The bowl is light pink or beige in color and contains a reddish-brown substance, which could be a type of sauce, soup, or dip. It is placed on a table among other dining items, including a plate with food, possibly a dish with rice and other ingredients, and utensils such as chopsticks. Another bowl with a similar reddish-brown substance is seen in the foreground, suggesting that the meal might involve multiple servings of this dish. The setting appears to be a dining environment, likely a meal being shared among several people, as indicated by the presence of multiple hands and utensils in the image.

<obj161>: The object is a bottle that appears to be transparent with a blue cap, and it is relatively small, typical of a condiment or sauce bottle. It is placed on a surface next to other bottles and containers, with a larger container containing a yellowish liquid to its left, another bottle with a pink cap and dark liquid in front of it, and additional green glass bottles to its right.

<obj162>: The object is a bottle, which is primarily white with a greenish tint near the center, has a cylindrical shape with a narrow neck and a wider base, and appears to be made of plastic. The bottle is placed on a table or desk, close to a person who is possibly working or studying, in an indoor environment that could be an office or a study room.

Figure 13 More visualization results of DenseWorld dataset. Part 4 of sample 2.

<obj163>: The object is a small, light brown or beige container with a dark cap, likely used for storing liquids or small items, and it is situated among other kitchen or dining-related objects.

<obj164>: The object is a bowl, a type of container typically used for holding food or other items. The bowl is primarily a light brown or beige color and appears to be small to medium in size, suitable for individual servings. It seems to be made of ceramic or a similar material, given its smooth and glossy appearance. The bowl contains a light-colored substance, possibly a type of food such as porridge, soup, or a dessert like pudding or custard. The bowl is placed on a table, with a plate containing some food items to the left and a glass of an orange-colored beverage, likely orange juice, to the right. The table setting suggests that this is part of a meal, possibly breakfast or lunch, and the bowl is an integral part of the dining setup, holding a food item that complements the other items on the table.

<obj165>: The object is a small white bowl containing a reddish-brown substance, which could be a spice, sauce, or seasoning. It is placed on a table among other dining items, including another bowl with a green substance, possibly a vegetable or salad, and additional bowls and plates with food. There are also chopsticks and a glass of a yellowish beverage, indicating a meal setting. The bowl's placement and contents suggest it is used for adding flavor or condiments to the meal.

<obj171>: The object is a small to medium-sized pink bowl, made of ceramic or porcelain, with a smooth and glossy surface. It has a rounded shape with a flat base, and there are no visible patterns or designs, indicating a simple and functional design. The bowl is placed on a flat surface, such as a table or countertop, and is surrounded by other similar bowls, suggesting they are part of a set and are likely intended for use in a dining or kitchen environment.

<obj173>: The object is a bowl, a type of dishware commonly used for holding food or other items. The bowl is primarily brown with some variations in shading and is small to medium in size, suitable for individual servings. It contains a brown substance, which could be a type of food such as a sauce, dip, or possibly a dessert like pudding or chocolate mousse. The bowl is placed on a table among other dishes, including a white plate with food remnants, a small bowl with a similar brown substance, a pink plate that is empty or nearly empty, and a cup or small bowl with a yellowish substance. The setting appears to be a dining table, suggesting that the bowl is part of a meal being shared among people, with multiple dishes and partially consumed food indicating an ongoing or recently concluded meal.

<obj174>: The object is a spoon, which is a utensil or cutlery, appearing metallic, likely silver or stainless steel, and seems to be a standard-sized spoon, typically around 5 to 6 inches in length. The spoon is resting inside a bowl that contains some food remnants, suggesting it has been used for eating. The bowl is placed on a table, and there are other items around it, including another bowl with a different type of food, a cup, and some chopsticks. The person in the image is leaning over the table, possibly finishing their meal.

<obj176>: The object is a small, dark-colored item with a textured surface, possibly a piece of food or a small item, placed on a white surface and surrounded by other items, including a glass of yellowish liquid and a bottle of orange juice, in a setting that suggests a casual dining or kitchen environment.

Stage-3 Scene-Level Annotation

The image depicts a lively urban promenade scene under a clear sky <obj2>. A row of electric scooters <obj1>, primarily yellow with black and green accents, is parked on the left side of the paved area <obj0>, indicating a shared or rental parking zone. Along the promenade, a series of palm trees <obj3>, <obj4>, <obj6>, <obj8>, <obj9>, <obj11>, <obj12>, <obj13>, <obj14>, <obj15>, <obj18> line the walkway, creating a tropical atmosphere. These palm trees have brown trunks and green fronds, with some showing signs of wear or seasonal changes.

In the foreground, two women are walking side by side. One woman <obj7> is wearing a black one-piece swimsuit with cut-out sides, a light blue face mask, and black sandals. She has her hair tied back and is accessorized with a watch and necklace. The other woman <obj10> is dressed in a pink bikini and a blue face mask, with a necklace and bracelets on her wrists. They are walking on the paved promenade, surrounded by other people, some of whom are also wearing face masks.

Further along the promenade, a modern architectural structure <obj5> is visible, likely a roof or canopy designed to provide shelter and enhance the aesthetic of the bustling urban area. The structure is primarily light-colored with darker accents and is supported by vertical columns. In the background, buildings and signs are visible, indicating an urban environment adjacent to the promenade.

The scene is bustling with activity. Nearby, a man <obj25> walks past the scooters, carrying a black backpack. Further along the promenade, a man <obj27> rides an electric bicycle, wearing a helmet and casual attire. Another man <obj28> walks away from the camera, dressed in a striped shirt and denim shorts. In the background, a group of people <obj21>, <obj23>, <obj29>, and <obj33> are seen walking or standing, some wearing casual summer clothing and others in athletic wear. A man <obj16> walks while holding a smartphone and carrying a plastic bag, adding to the bustling atmosphere. Another man <obj22> walks behind the two women in swimsuits, wearing a black t-shirt with a logo.

A surveillance camera mounted on a pole <obj17> stands tall, indicating a focus on security. Nearby, a streetlight pole <obj20> supports the urban infrastructure. The presence of parked bicycles and scooters adds to the lively atmosphere. The overall setting suggests a warm, possibly coastal, urban environment with a lively and sunny atmosphere.

Figure 14 More visualization results of DenseWorld dataset. Part 5 of sample 2.



Figure 15 More prediction results of the grounded conversation generation task.

<p>Input Image</p> 	<p>Question and Response Answers</p> <p>Question: Please write a caption for this image.</p> <p>Answer (LLaVA): A stop sign is painted on a street in front of a building.</p> <p>Answer (LLaVA Trained with Our Data): The image depicts a residential street with a stop sign prominently displayed at the intersection. The stop sign is located near the center of the scene, and there are several cars parked along the street. The cars are of various sizes and are positioned in different directions, creating a busy and lively atmosphere. The street appears to be a quiet residential area with a mix of vehicles.</p>
<p>Input Image</p> 	<p>Question and Response Answers</p> <p>Question: Please detailed describe the image.</p> <p>Answer (Qwen2.5-VL 3B): This image is a famous painting titled "The Starry Night" by Vincent van Gogh, created in 1889. The artwork depicts a night sky filled with swirling, starry patterns and a crescent moon. The sky is a deep blue, dotted with numerous yellow and white stars, creating a sense of movement and dynamism. In the foreground, there is a tall, dark cypress tree on the left side, which stands out starkly against the vibrant background. Below the tree, there is a small village with several buildings, including a church spire that rises prominently into the sky. The village appears to be nestled among rolling hills or mountains, adding depth to the landscape. The overall composition of the painting is dynamic and expressive, with the swirling patterns in the sky and the contrasting elements of the tree and village creating a sense of tension and balance. The use of bold, thick brushstrokes and vibrant colors gives the painting a unique and iconic style that has become synonymous with van Gogh's work.</p>
<p>Answer (Qwen2.5-VL 3B Finetuned with Our Data):</p> <p>The image is a famous painting titled "Starry Night" by Vincent van Gogh, created in 1889. This artwork is part of the post-impressionist movement and is renowned for its swirling, dynamic sky filled with stars and a crescent moon. The painting depicts a night scene over a small town, with a prominent cypress tree on the left side. The sky dominates the upper portion of the painting, characterized by swirling, turbulent brushstrokes. Numerous stars are scattered across the sky, each depicted with a bright yellow center and a white halo, giving them a luminous appearance. A large, crescent moon is visible towards the right side of the sky, also rendered with a bright yellow center and a white halo. On the left side of the painting, there is a tall, dark cypress tree that rises dramatically into the sky. The tree's branches are twisted and gnarled, adding to the sense of movement and dynamism. Below the tree, there is a small town with several buildings, including houses and possibly a church or other significant structures. The buildings are depicted with simple, geometric shapes and are illuminated by warm, yellow lights, contrasting with the cool tones of the night sky. The foreground features rolling hills and a winding road that leads into the town. The landscape is depicted with a mix of dark blues and greens, creating a sense of depth and distance. The road appears to be lined with trees and other vegetation, contributing to the overall impression of a serene, rural setting. The color palette is dominated by cool tones such as blues and greens, which evoke a nocturnal atmosphere. Warm colors like yellows and oranges are used sparingly to highlight the stars, moon, and lights from the buildings, creating a striking contrast against the cooler background. The brushstrokes and technique used by Van Gogh are expressive and thick, adding texture and movement to the painting. The use of light and shadow is also notable, with the artist skillfully using chiaroscuro to create depth and dimensionality within the painting. Analysis: "Starry Night" is a quintessential example of post-impressionist art, where the artist seeks to convey emotional and spiritual experiences through bold, expressive brushwork and vivid color contrasts. The swirling sky and the dramatic cypress tree evoke a sense of awe and wonder, drawing the viewer into the dreamlike world of the painting. The interplay between the natural elements (sky, stars, moon) and the human-made structures (town, buildings) highlights the tension between nature and civilization, a common theme in van Gogh's work. In summary, "Starry Night" is a masterful piece of art that combines elements of landscape, symbolism, and emotion, making it one of the most iconic and enduring works in the history of Western art.</p>	
<p>Input Image</p> 	<p>Question and Response Answers</p> <p>Question: Please write a caption for this image.</p> <p>Answer (LLaVA): A group of people are lined up to enter a store, with a man in a suit standing at the entrance.</p> <p>Answer (LLaVA Trained with Our Data): The image depicts a busy scene inside a mall, with a large group of people standing in line outside of a store. The store appears to be a luxury boutique, as indicated by the presence of a man wearing a suit and tie, who is handing something to a woman in the line. The people in line are waiting patiently, with some of them carrying handbags. The mall is well-lit, and there are chairs and a TV visible in the background. The overall atmosphere suggests a popular shopping destination with a diverse clientele.</p>
<p>Input Image</p> 	<p>Question and Response Answers</p> <p>Question: Please detailed describe the image.</p> <p>Answer (Qwen2.5-VL 3B): The image is a promotional poster for the movie "Transformers: Rise of the Beasts." The poster features a group of Transformers, both human and beast forms, standing together against a backdrop of a sunset or sunrise over a mountainous landscape. In the foreground, from left to right: 1. A large, muscular human form with green eyes and a fierce expression. 2. A red and black vehicle form with a blue light on its chest. 3. A yellow and black vehicle form with a red light on its chest. 4. A blue and silver vehicle form with a red light on its chest. 5. A large, golden, feline-like creature with green eyes. The background includes a bird flying in the sky and a mountain range, adding to the dramatic and adventurous atmosphere of the scene. The title "TRANSFORMERS RISE OF THE BEASTS" is prominently displayed in bold, metallic letters across the center of the image, with the Transformers' logo above it. The overall color scheme is vibrant, with a mix of warm and cool tones that highlight the action and intensity of the scene.</p>
<p>Answer (Qwen2.5-VL 3B Finetuned with Our Data):</p> <p>The image is a promotional poster for the movie "Transformers: Rise of the Beasts." The poster features several characters from the Transformers franchise, both humanized and animalized versions of robots. At the top left corner, there is a large bird-like creature with outstretched wings, possibly a hawk or eagle, set against a backdrop of a sunset or sunrise sky. This bird is positioned above a large, imposing robot with a menacing appearance, characterized by its dark color scheme and mechanical details. In the center of the image, there is a prominent robot with a red and silver color scheme. This robot has a futuristic design, with sharp angles and a robust build. It stands tall among the other characters, suggesting it may be a central figure in the narrative. To the right of the central robot, there are three more characters. The first is a yellow robot with blue accents, resembling a bee or insect. This character has a sleek, streamlined design and is positioned slightly behind the central robot. Next to it is another robot with a blue and silver color scheme, which appears to be a humanoid form with a more streamlined and less bulky design compared to the others. On the far right, there is a blue robot with a more humanoid form, similar to the one on the far left but with a different color scheme. This robot has a more streamlined and less bulky design compared to the others. Below these characters, there is a large, animalized version of a robot that resembles a tiger. This tiger robot has a fierce expression and is positioned in front of the other characters, adding a dynamic element to the composition. The background of the poster is a mix of natural elements, including trees and foliage, which contrasts with the mechanical and robotic characters in the foreground. The sky is painted with warm hues, suggesting either dawn or dusk. The title "TRANSFORMERS: RISE OF THE BEASTS" is prominently displayed in bold, metallic letters across the center of the image. The text is stylized with a futuristic font, emphasizing the theme of transformation and the emergence of new forms within the Transformers universe. This detailed description should provide a comprehensive understanding of the image, allowing a pure text model to answer any related questions effectively.</p>	

Figure 16 More prediction results of the image caption task.

References

- [1] Shuai Bai, Keqin Chen, Xuejing Liu, Jialin Wang, Wenbin Ge, Sibao Song, Kai Dang, Peng Wang, Shijie Wang, Jun Tang, et al. Qwen2. 5-vl technical report. [arXiv preprint arXiv:2502.13923](#), 2025.
- [2] Zhenni Bi, Kai Han, Chuanjian Liu, Yehui Tang, and Yunhe Wang. Forest-of-thought: Scaling test-time compute for enhancing llm reasoning. [arXiv preprint arXiv:2412.09078](#), 2024.
- [3] Nicolas Carion, Francisco Massa, Gabriel Synnaeve, Nicolas Usunier, Alexander Kirillov, and Sergey Zagoruyko. End-to-end object detection with transformers. In *ECCV*, 2020.
- [4] Soravit Changpinyo, Piyush Sharma, Nan Ding, and Radu Soricut. Conceptual 12m: Pushing web-scale image-text pre-training to recognize long-tail visual concepts. In *CVPR*, 2021.
- [5] Guiming Hardy Chen, Shunian Chen, Ruifei Zhang, Junying Chen, Xiangbo Wu, Zhiyi Zhang, Zhihong Chen, Jianquan Li, Xiang Wan, and Benyou Wang. Allava: Harnessing gpt4v-synthesized data for lite vision-language models. [arXiv preprint arXiv:2402.11684](#), 2024.
- [6] Liang-Chieh Chen, George Papandreou, Iasonas Kokkinos, Kevin Murphy, and Alan L Yuille. Deeplab: Semantic image segmentation with deep convolutional nets, atrous convolution, and fully connected crfs. *IEEE TPAMI*, 2017.
- [7] Lin Chen, Jinsong Li, Xiaoyi Dong, Pan Zhang, Conghui He, Jiaqi Wang, Feng Zhao, and Dahua Lin. Sharegpt4v: Improving large multi-modal models with better captions. In *ECCV*, 2024.
- [8] Lin Chen, Jinsong Li, Xiaoyi Dong, Pan Zhang, Yuhang Zang, Zehui Chen, Haodong Duan, Jiaqi Wang, Yu Qiao, Dahua Lin, et al. Are we on the right way for evaluating large vision-language models? [arXiv preprint arXiv:2403.20330](#), 2024.
- [9] Tao Chen, Enwei Zhang, Yuting Gao, Ke Li, Xing Sun, Yan Zhang, Hui Li, and Rongrong Ji. Mmict: Boosting multi-modal fine-tuning with in-context examples. *ACM TOMM*, 2024.
- [10] Ting Chen, Lala Li, Saurabh Saxena, Geoffrey Hinton, and David J Fleet. A generalist framework for panoptic segmentation of images and videos. In *ICCV*, 2023.
- [11] Xinlei Chen, Hao Fang, Tsung-Yi Lin, Ramakrishna Vedantam, Saurabh Gupta, Piotr Dollár, and C Lawrence Zitnick. Microsoft coco captions: Data collection and evaluation server. [arXiv preprint arXiv:1504.00325](#), 2015.
- [12] Zhe Chen, Weiyun Wang, Yue Cao, Yangzhou Liu, Zhangwei Gao, Erfei Cui, Jinguo Zhu, Shenglong Ye, Hao Tian, Zhaoyang Liu, et al. Expanding performance boundaries of open-source multimodal models with model, data, and test-time scaling. [arXiv preprint arXiv:2412.05271](#), 2024.
- [13] Zhe Chen, Weiyun Wang, Yue Cao, Yangzhou Liu, Zhangwei Gao, Erfei Cui, Jinguo Zhu, Shenglong Ye, Hao Tian, Zhaoyang Liu, et al. Expanding performance boundaries of open-source multimodal models with model, data, and test-time scaling. [arXiv preprint arXiv:2412.05271](#), 2024.
- [14] LMDeploy Contributors. Lmdeploy: A toolkit for compressing, deploying, and serving llm. <https://github.com/InternLM/lmdeploy>, 2023.
- [15] Erfei Cui, Yinan He, Zheng Ma, Zhe Chen, Hao Tian, Weiyun Wang, Kunchang Li, Yi Wang, Wenhai Wang, Xizhou Zhu, Lewei Lu, Tong Lu, Yali Wang, Limin Wang, Yu Qiao, and Jifeng Dai. Sharegpt-4o: Comprehensive multimodal annotations with gpt-4o, 2024. URL <https://sharegpt4o.github.io/>.
- [16] Xueqing Deng, Qihang Yu, Ali Athar, Chenglin Yang, Linjie Yang, Xiaojie Jin, Xiaohui Shen, and Liang-Chieh Chen. Coconut-pancap: Joint panoptic segmentation and grounded captions for fine-grained understanding and generation. [arXiv preprint arXiv:2502.02589](#), 2025.
- [17] Zheng Ding, Jieke Wang, and Zhuowen Tu. Open-vocabulary universal image segmentation with maskclip. In *ICML*, 2023.
- [18] Hao Fei, Yuan Zhou, Juncheng Li, Xiangtai Li, Qingshan Xu, Bobo Li, Shengqiong Wu, Yaoting Wang, Junbao Zhou, Jiahao Meng, et al. On path to multimodal generalist: General-level and general-bench. *ICML*, 2025.
- [19] Qianhan Feng, Wenshuo Li, Tong Lin, and Xinghao Chen. Align-kd: Distilling cross-modal alignment knowledge for mobile vision-language model. In *CVPR*, 2025.

- [20] Chaoyou Fu, Peixian Chen, Yunhang Shen, Yulei Qin, Mengdan Zhang, Xu Lin, Jinrui Yang, Xiawu Zheng, Ke Li, Xing Sun, Yunsheng Wu, and Rongrong Ji. Mme: A comprehensive evaluation benchmark for multimodal large language models. [arXiv preprint arXiv:2306.13394](#), 2023.
- [21] Chaoyou Fu, Haojia Lin, Xiong Wang, Yi-Fan Zhang, Yunhang Shen, Xiaoyu Liu, Haoyu Cao, Zuwei Long, Heting Gao, Ke Li, et al. Vita-1.5: Towards gpt-4o level real-time vision and speech interaction. [arXiv preprint arXiv:2501.01957](#), 2025.
- [22] Roopal Garg, Andrea Burns, Burcu Karagol Ayan, Yonatan Bitton, Ceslee Montgomery, Yasumasa Onoe, Andrew Bunner, Ranjay Krishna, Jason Baldridge, and Radu Soricut. Imageinwords: Unlocking hyper-detailed image descriptions. [arXiv preprint arXiv:2405.02793](#), 2024.
- [23] Ross Girshick. Fast R-CNN. In [ICCV](#), 2015.
- [24] Jarvis Guo, Tuney Zheng, Yuelin Bai, Bo Li, Yubo Wang, King Zhu, Yizhi Li, Graham Neubig, Wenhui Chen, and Xiang Yue. Mammoth-vl: Eliciting multimodal reasoning with instruction tuning at scale. [arXiv preprint arXiv:2412.05237](#), 2024.
- [25] Kai Han, Jianyuan Guo, Yehui Tang, Wei He, Enhua Wu, and Yunhe Wang. Free video-llm: Prompt-guided visual perception for efficient training-free video llms. [arXiv preprint arXiv:2410.10441](#), 2024.
- [26] Kaiming He, Georgia Gkioxari, Piotr Dollár, and Ross Girshick. Mask R-CNN. In [ICCV](#), 2017.
- [27] Edward J Hu, Yelong Shen, Phillip Wallis, Zeyuan Allen-Zhu, Yuanzhi Li, Shean Wang, Lu Wang, Weizhu Chen, et al. Lora: Low-rank adaptation of large language models. In [ICLR](#), 2022.
- [28] Aaron Hurst, Adam Lerer, Adam P Goucher, Adam Perelman, Aditya Ramesh, Aidan Clark, AJ Ostrow, Akila Welihinda, Alan Hayes, Alec Radford, et al. Gpt-4o system card. [arXiv preprint arXiv:2410.21276](#), 2024.
- [29] Aniruddha Kembhavi, Mike Salvato, Eric Kolve, Minjoon Seo, Hannaneh Hajishirzi, and Ali Farhadi. A diagram is worth a dozen images. In [ECCV](#), 2016.
- [30] Alexander Kirillov, Kaiming He, Ross Girshick, Carsten Rother, and Piotr Dollár. Panoptic segmentation. In [CVPR](#), 2019.
- [31] Alexander Kirillov, Eric Mintun, Nikhila Ravi, Hanzi Mao, Chloe Rolland, Laura Gustafson, Tete Xiao, Spencer Whitehead, Alexander C Berg, Wan-Yen Lo, et al. Segment anything. In [ICCV](#), 2023.
- [32] Ranjay Krishna, Kenji Hata, Frederic Ren, Li Fei-Fei, and Juan Carlos Niebles. Dense-captioning events in videos. In [ICCV](#), 2017.
- [33] Ranjay Krishna, Yuke Zhu, Oliver Groth, Justin Johnson, Kenji Hata, Joshua Kravitz, Stephanie Chen, Yannis Kalantidis, Li-Jia Li, David A Shamma, et al. Visual genome: Connecting language and vision using crowdsourced dense image annotations. [IJCV](#), 2017.
- [34] Xin Lai, Zhuotao Tian, Yukang Chen, Yanwei Li, Yuhui Yuan, Shu Liu, and Jiaya Jia. Lisa: Reasoning segmentation via large language model. In [CVPR](#), 2024.
- [35] Bohao Li, Rui Wang, Guangzhi Wang, Yuying Ge, Yixiao Ge, and Ying Shan. Seed-bench: Benchmarking multimodal llms with generative comprehension. [arXiv preprint arXiv:2307.16125](#), 2023.
- [36] Xiangtai Li, Ansheng You, Zhen Zhu, Houlong Zhao, Maoke Yang, Kuiyuan Yang, Shaohua Tan, and Yunhai Tong. Semantic flow for fast and accurate scene parsing. In [ECCV](#), 2020.
- [37] Xiangtai Li, Haobo Yuan, Wenwei Zhang, Guangliang Cheng, Jiangmiao Pang, and Chen Change Loy. Tube-link: A flexible cross tube baseline for universal video segmentation. In [ICCV](#), 2023.
- [38] Xiangtai Li, Henghui Ding, Haobo Yuan, Wenwei Zhang, Jiangmiao Pang, Guangliang Cheng, Kai Chen, Ziwei Liu, and Chen Change Loy. Transformer-based visual segmentation: A survey. [IEEE TPAMI](#), 2024.
- [39] Xiangtai Li, Shilin Xu, Yibo Yang, Haobo Yuan, Guangliang Cheng, Yunhai Tong, Zhouchen Lin, Ming-Hsuan Yang, and Dacheng Tao. Panopticpartformer++: A unified and decoupled view for panoptic part segmentation. [IEEE TPAMI](#), 2024.
- [40] Xiangtai Li, Haobo Yuan, Wei Li, Henghui Ding, Size Wu, Wenwei Zhang, Yining Li, Kai Chen, and Chen Change Loy. Omg-seg: Is one model good enough for all segmentation? In [CVPR](#), 2024.

- [41] Xiaotong Li, Fan Zhang, Haiwen Diao, Yuezhe Wang, Xinlong Wang, and Lingyu Duan. Densefusion-1m: Merging vision experts for comprehensive multimodal perception. In *NeurIPS*, 2024.
- [42] Yanwei Li, Yuechen Zhang, Chengyao Wang, Zhisheng Zhong, Yixin Chen, Ruihang Chu, Shaoteng Liu, and Jiaya Jia. Mini-gemini: Mining the potential of multi-modality vision language models. *arXiv preprint arXiv:2403.18814*, 2024.
- [43] Yuhui Li, Fangyun Wei, Jinjing Zhao, Chao Zhang, and Hongyang Zhang. Rain: Your language models can align themselves without finetuning. *arXiv preprint arXiv:2309.07124*, 2023.
- [44] Bin Lin, Bin Zhu, Yang Ye, Munan Ning, Peng Jin, and Li Yuan. Video-llava: Learning united visual representation by alignment before projection. *arXiv preprint arXiv:2311.10122*, 2023.
- [45] Weifeng Lin, Xinyu Wei, Ruichuan An, Peng Gao, Bocheng Zou, Yulin Luo, Siyuan Huang, Shanghang Zhang, and Hongsheng Li. Draw-and-understand: Leveraging visual prompts to enable mllms to comprehend what you want. *arXiv preprint arXiv:2403.20271*, 2024.
- [46] Haotian Liu, Chunyuan Li, Qingyang Wu, and Yong Jae Lee. Visual instruction tuning. In *NeurIPS*, 2023.
- [47] Haotian Liu, Chunyuan Li, Yuheng Li, and Yong Jae Lee. Improved baselines with visual instruction tuning. In *CVPR*, 2024.
- [48] Haotian Liu, Chunyuan Li, Yuheng Li, Bo Li, Yuanhan Zhang, Sheng Shen, and Yong Jae Lee. Llava-next: Improved reasoning, ocr, and world knowledge, January 2024. URL <https://llava-vl.github.io/blog/2024-01-30-llava-next/>.
- [49] Shilong Liu, Zhaoyang Zeng, Tianhe Ren, Feng Li, Hao Zhang, Jie Yang, Qing Jiang, Chunyuan Li, Jianwei Yang, Hang Su, et al. Grounding dino: Marrying dino with grounded pre-training for open-set object detection. In *ECCV*, 2024.
- [50] Yuan Liu, Haodong Duan, Yuanhan Zhang, Bo Li, Songyang Zhang, Wangbo Zhao, Yike Yuan, Jiaqi Wang, Conghui He, Ziwei Liu, et al. Mmbench: Is your multi-modal model an all-around player? In *ECCV*, 2024.
- [51] Gen Luo, Yiyi Zhou, Tianhe Ren, Shengxin Chen, Xiaoshuai Sun, and Rongrong Ji. Cheap and quick: Efficient vision-language instruction tuning for large language models. *NeurIPS*, 2023.
- [52] Gen Luo, Yiyi Zhou, Yuxin Zhang, Xiwu Zheng, Xiaoshuai Sun, and Rongrong Ji. Feast your eyes: Mixture-of-resolution adaptation for multimodal large language models. *arXiv preprint arXiv:2403.03003*, 2024.
- [53] Yongdong Luo, Xiwu Zheng, Xiao Yang, Guilin Li, Haojia Lin, Jinfa Huang, Jiayi Ji, Fei Chao, Jiebo Luo, and Rongrong Ji. Video-rag: Visually-aligned retrieval-augmented long video comprehension. *arXiv preprint arXiv:2411.13093*, 2024.
- [54] Yiwei Ma, Guohai Xu, Xiaoshuai Sun, Jiayi Ji, Jie Lou, Debing Zhang, and Rongrong Ji. Mllm-selector: Necessity and diversity-driven high-value data selection for enhanced visual instruction tuning. *arXiv preprint arXiv:2503.20502*, 2025.
- [55] Junhua Mao, Jonathan Huang, Alexander Toshev, Oana Camburu, Alan L Yuille, and Kevin Murphy. Generation and comprehension of unambiguous object descriptions. In *CVPR*, 2016.
- [56] Minesh Mathew, Dimosthenis Karatzas, and CV Jawahar. Docvqa: A dataset for vqa on document images. In *WACV*, 2021.
- [57] Yasumasa Onoe, Sunayana Rane, Zachary Berger, Yonatan Bitton, Jaemin Cho, Roopal Garg, Alexander Ku, Zarana Parekh, Jordi Pont-Tuset, Garrett Tanzer, et al. Docci: Descriptions of connected and contrasting images. URL <https://arxiv.org/abs/2404.19753>.
- [58] Lu Qi, Jason Kuen, Yi Wang, Jiuxiang Gu, Hengshuang Zhao, Philip Torr, Zhe Lin, and Jiaya Jia. Open world entity segmentation. *TPAMI*, 2022.
- [59] Alec Radford, Jong Wook Kim, Chris Hallacy, Aditya Ramesh, Gabriel Goh, Sandhini Agarwal, Girish Sastry, Amanda Askell, Pamela Mishkin, Jack Clark, et al. Learning transferable visual models from natural language supervision. In *ICML*, 2021.
- [60] Miao Rang, Zhenni Bi, Chuanjian Liu, Yehui Tang, Kai Han, and Yunhe Wang. Eve: Efficient multimodal vision language models with elastic visual experts. *arXiv preprint arXiv:2501.04322*, 2025.

- [61] Hanoona Rasheed, Muhammad Maaz, Sahal Shaji, Abdelrahman Shaker, Salman Khan, Hisham Cholakkal, Rao M Anwer, Eric Xing, Ming-Hsuan Yang, and Fahad S Khan. Glamm: Pixel grounding large multimodal model. In *CVPR*, 2024.
- [62] Zhongwei Ren, Zhicheng Huang, Yunchao Wei, Yao Zhao, Dongmei Fu, Jiashi Feng, and Xiaojie Jin. Pixellm: Pixel reasoning with large multimodal model. In *CVPR*, 2024.
- [63] Christoph Schuhmann, Romain Beaumont, Richard Vencu, Cade Gordon, Ross Wightman, Mehdi Cherti, Theo Coombes, Aarush Katta, Clayton Mullis, Mitchell Wortsman, et al. Laion-5b: An open large-scale dataset for training next generation image-text models. *NeurIPS*, 2022.
- [64] Shuai Shao, Zeming Li, Tianyuan Zhang, Chao Peng, Gang Yu, Xiangyu Zhang, Jing Li, and Jian Sun. Objects365: A large-scale, high-quality dataset for object detection. In *ICCV*, 2019.
- [65] Piyush Sharma, Nan Ding, Sebastian Goodman, and Radu Soricut. Conceptual captions: A cleaned, hypernymed, image alt-text dataset for automatic image captioning. In *ACL*, 2018.
- [66] Yunhang Shen, Chaoyou Fu, Peixian Chen, Mengdan Zhang, Ke Li, Xing Sun, Yunsheng Wu, Shaohui Lin, and Rongrong Ji. Aligning and prompting everything all at once for universal visual perception. In *CVPR*, 2024.
- [67] Yunhang Shen, Chaoyou Fu, Shaoqi Dong, Xiong Wang, Peixian Chen, Mengdan Zhang, Haoyu Cao, Ke Li, Xiawu Zheng, Yan Zhang, et al. Long-vita: Scaling large multi-modal models to 1 million tokens with leading short-context accuracy. *arXiv preprint arXiv:2502.05177*, 2025.
- [68] ByteDance Seed Team. Seed1.5-vl technical report. *arXiv preprint arXiv:2505.07062*, 2025.
- [69] Gemini Team, Rohan Anil, Sebastian Borgeaud, Jean-Baptiste Alayrac, Jiahui Yu, Radu Soricut, Johan Schalkwyk, Andrew M Dai, Anja Hauth, Katie Millican, et al. Gemini: a family of highly capable multimodal models. *arXiv preprint arXiv:2312.11805*, 2023.
- [70] Bart Thomee, David A Shamma, Gerald Friedland, Benjamin Elizalde, Karl Ni, Douglas Poland, Damian Borth, and Li-Jia Li. Yfcc100m: The new data in multimedia research. *Communications of the ACM*, 59(2):64–73, 2016.
- [71] Peter Tong, Ellis Brown, Penghao Wu, Sanghyun Woo, Adithya Jairam Vedagiri IYER, Sai Charitha Akula, Shusheng Yang, Jihan Yang, Manoj Middepogu, Ziteng Wang, et al. Cambrian-1: A fully open, vision-centric exploration of multimodal llms. *NeurIPS*, 2024.
- [72] Shengbang Tong, Zhuang Liu, Yuexiang Zhai, Yi Ma, Yann LeCun, and Saining Xie. Eyes wide shut? exploring the visual shortcomings of multimodal llms. In *CVPR*, 2024.
- [73] Jiacong Wang, Bohong Wu, Haiyong Jiang, Xun Zhou, Xin Xiao, Haoyuan Guo, and Jun Xiao. World to code: Multi-modal data generation via self-instructed compositional captioning and filtering. *arXiv preprint arXiv:2409.20424*, 2024.
- [74] Jiacong Wang, Zijiang Kang, Haochen Wang, Haiyong Jiang, Jiawen Li, Bohong Wu, Ya Wang, Jiao Ran, Xiao Liang, Chao Feng, et al. Vgr: Visual grounded reasoning. *arXiv preprint arXiv:2506.11991*, 2025.
- [75] Jiaqi Wang, Pan Zhang, Tao Chu, Yuhang Cao, Yujie Zhou, Tong Wu, Bin Wang, Conghui He, and Dahua Lin. V3det: Vast vocabulary visual detection dataset. In *ICCV*, 2023.
- [76] Peng Wang, Shuai Bai, Sinan Tan, Shijie Wang, Zhihao Fan, Jinze Bai, Keqin Chen, Xuejing Liu, Jialin Wang, Wenbin Ge, et al. Qwen2-vl: Enhancing vision-language model’s perception of the world at any resolution. *arXiv preprint arXiv:2409.12191*, 2024.
- [77] Weiyun Wang, Min Shi, Qingyun Li, Wenhai Wang, Zhenhang Huang, Linjie Xing, Zhe Chen, Hao Li, Xizhou Zhu, Zhiguo Cao, et al. The all-seeing project: Towards panoptic visual recognition and understanding of the open world. *arXiv preprint arXiv:2308.01907*, 2023.
- [78] Weiyun Wang, Yiming Ren, Haowen Luo, Tiantong Li, Chenxiang Yan, Zhe Chen, Wenhai Wang, Qingyun Li, Lewei Lu, Xizhou Zhu, et al. The all-seeing project v2: Towards general relation comprehension of the open world. In *ECCV*, 2024.
- [79] Xinlong Wang, Wen Wang, Yue Cao, Chunhua Shen, and Tiejun Huang. Images speak in images: A generalist painter for in-context visual learning. In *CVPR*, 2023.

- [80] Mingrui Wu, Xinyue Cai, Jiayi Ji, Jiale Li, Oucheng Huang, Gen Luo, Hao Fei, Guannan Jiang, Xiaoshuai Sun, and Rongrong Ji. Controlmllm: Training-free visual prompt learning for multimodal large language models. NeurIPS, 2024.
- [81] Size Wu, Wenwei Zhang, Lumin Xu, Sheng Jin, Xiangtai Li, Wentao Liu, and Chen Change Loy. Clipself: Vision transformer distills itself for open-vocabulary dense prediction. In ICLR, 2024.
- [82] Shilin Xu, Haobo Yuan, Qingyu Shi, Lu Qi, Jingbo Wang, Yibo Yang, Yining Li, Kai Chen, Yunhai Tong, Bernard Ghanem, Xiangtai Li, and Ming-Hsuan Yang. Rap-sam:towards real-time all-purpose segment anything. In ICLR, 2025.
- [83] Cilin Yan, Haochen Wang, Shilin Yan, Xiaolong Jiang, Yao Hu, Guoliang Kang, Weidi Xie, and Efstratios Gavves. Visa: Reasoning video object segmentation via large language models. In ECCV, 2024.
- [84] An Yang, Anfeng Li, Baosong Yang, Beichen Zhang, Binyuan Hui, Bo Zheng, Bowen Yu, Chang Gao, Chengen Huang, Chenxu Lv, et al. Qwen3 technical report. arXiv preprint arXiv:2505.09388, 2025.
- [85] Zuyao You, Junke Wang, Lingyu Kong, Bo He, and Zuxuan Wu. Pix2cap-coco: Advancing visual comprehension via pixel-level captioning. arXiv preprint arXiv:2501.13893, 2025.
- [86] Licheng Yu, Patrick Poirson, Shan Yang, Alexander C Berg, and Tamara L Berg. Modeling context in referring expressions. In ECCV, 2016.
- [87] Haobo Yuan, Xiangtai Li, Yibo Yang, Guangliang Cheng, Jing Zhang, Yunhai Tong, Lefei Zhang, and Dacheng Tao. Polyphonicformer: Unified query learning for depth-aware video panoptic segmentation. In ECCV, 2022.
- [88] Haobo Yuan, Xiangtai Li, Chong Zhou, Yining Li, Kai Chen, and Chen Change Loy. Open-vocabulary sam: Segment and recognize twenty-thousand classes interactively. In ECCV, 2024.
- [89] Haobo Yuan, Xiangtai Li, Tao Zhang, Zilong Huang, Shilin Xu, Shunping Ji, Yunhai Tong, Lu Qi, Jiashi Feng, and Ming-Hsuan Yang. Sa2va: Marrying sam2 with llava for dense grounded understanding of images and videos. arXiv preprint arXiv:2501.04001, 2025.
- [90] Xu Yuan, Li Zhou, Zenghui Sun, Zikun Zhou, and Jinsong Lan. Instruction-guided multi-granularity segmentation and captioning with large multimodal model. In AAAI, 2025.
- [91] Yuqian Yuan, Wentong Li, Jian Liu, Dongqi Tang, Xinjie Luo, Chi Qin, Lei Zhang, and Jianke Zhu. Osprey: Pixel understanding with visual instruction tuning. In CVPR, 2024.
- [92] Xiang Yue, Yuansheng Ni, Kai Zhang, Tianyu Zheng, Ruoqi Liu, Ge Zhang, Samuel Stevens, Dongfu Jiang, Weiming Ren, Yuxuan Sun, Cong Wei, Botao Yu, Ruibin Yuan, Renliang Sun, Ming Yin, Boyuan Zheng, Zhenzhu Yang, Yibo Liu, Wenhao Huang, Huan Sun, Yu Su, and Wenhua Chen. Mmmu: A massive multi-discipline multimodal understanding and reasoning benchmark for expert agi. In CVPR, 2024.
- [93] Tao Zhang, Xiangtai Li, Hao Fei, Haobo Yuan, Shengqiong Wu, Shunping Ji, Chen Change Loy, and Shuicheng Yan. Omg-llava: Bridging image-level, object-level, pixel-level reasoning and understanding. In NeurIPS, 2024.
- [94] Tao Zhang, Xiangtai Li, Zilong Huang, Yanwei Li, Weixian Lei, Xueqing Deng, Shihao Chen, Shunping Ji, and Jiashi Feng. Pixel-sail: Single transformer for pixel-grounded understanding. arXiv preprint arXiv:2504.10465, 2025.
- [95] Xiaofeng Zhang, Yihao Quan, Chaochen Gu, Chen Shen, Xiaosong Yuan, Shaotian Yan, Hao Cheng, Kaijie Wu, and Jieping Ye. Seeing clearly by layer two: Enhancing attention heads to alleviate hallucination in lvlms. arXiv preprint arXiv:2411.09968, 2024.
- [96] Xiaofeng Zhang, Fanshuo Zeng, Yihao Quan, Zheng Hui, and Jiawei Yao. Enhancing multimodal large language models complex reason via similarity computation. In AAAI, 2025.
- [97] Yi-Fan Zhang, Huanyu Zhang, Haochen Tian, Chaoyou Fu, Shuangqing Zhang, Junfei Wu, Feng Li, Kun Wang, Qingsong Wen, Zhang Zhang, et al. Mme-realworld: Could your multimodal llm challenge high-resolution real-world scenarios that are difficult for humans? arXiv preprint arXiv:2408.13257, 2024.
- [98] Yipeng Zhang, Yifan Liu, Zonghao Guo, Yidan Zhang, Xuesong Yang, Chi Chen, Jun Song, Bo Zheng, Yuan Yao, Zhiyuan Liu, Tat-Seng Chua, and Maosong Sun. Llava-uhd v2: an mllm integrating high-resolution feature pyramid via hierarchical window transformer. arXiv preprint arXiv:2412.13871, 2024.

- [99] Youcai Zhang, Xinyu Huang, Jinyu Ma, Zhaoyang Li, Zhaochuan Luo, Yanchun Xie, Yuzhuo Qin, Tong Luo, Yaqian Li, Shilong Liu, et al. Recognize anything: A strong image tagging model. In CVPR, 2024.
- [100] Junjie Zhou, Yan Shu, Bo Zhao, Boya Wu, Shitao Xiao, Xi Yang, Yongping Xiong, Bo Zhang, Tiejun Huang, and Zheng Liu. Mlvu: A comprehensive benchmark for multi-task long video understanding. arXiv preprint arXiv:2406.04264, 2024.
- [101] Jinguo Zhu, Weiyun Wang, Zhe Chen, Zhaoyang Liu, Shenglong Ye, Lixin Gu, Yuchen Duan, Hao Tian, Weijie Su, Jie Shao, et al. Internvl3: Exploring advanced training and test-time recipes for open-source multimodal models. arXiv preprint arXiv:2504.10479, 2025.
- [102] Mingjian Zhu, Hanting Chen, Qiangyu Yan, Xudong Huang, Guanyu Lin, Wei Li, Zhijun Tu, Hailin Hu, Jie Hu, and Yunhe Wang. Genimage: A million-scale benchmark for detecting ai-generated image. NeurIPS, 2023.