

DeepReShape: Redesigning Neural Networks for Efficient Private Inference

Nandan Kumar Jha
New York University

nj2049@nyu.edu

Brandon Reagen
New York University

bjr5@nyu.edu

Abstract

Prior work on Private Inference (PI)—inferences performed directly on encrypted input—has focused on minimizing a network’s ReLUs, which have been assumed to dominate PI latency rather than FLOPs. Recent work has shown that FLOPs for PI can no longer be ignored and incur high latency penalties. In this paper, we develop DeepReShape, a technique that optimizes neural network architectures under PI’s constraints, optimizing for both ReLUs and FLOPs for the first time. The key insight is strategically allocating channels to position the network’s ReLUs in order of their criticality to network accuracy, simultaneously optimizing ReLU and FLOPs efficiency. DeepReShape automates network development with an efficient process, and we call generated networks HybReNets. We evaluate DeepReShape using standard PI benchmarks and demonstrate a 2.1% accuracy gain with a $5.2\times$ runtime improvement at iso-ReLU on CIFAR-100 and an $8.7\times$ runtime improvement at iso-accuracy on TinyImageNet. Furthermore, we investigate the significance of network selection in prior ReLU optimizations and shed light on the key network attributes for superior PI performance.

1 Introduction

Motivation The increasing trend of cloud-based machine learning inferences has raised significant privacy concerns, leading to the development of private inference (PI). PI allows clients to send encrypted inputs to a cloud service provider, which performs computations without decrypting the data, thereby enabling inferences without revealing the data. Despite its benefits, PI introduces substantial computational and storage overheads (Mishra et al., 2020; Rathee et al., 2020) due to the use of complex cryptographic primitives (Demmler et al., 2015; Mohassel & Rindal, 2018; Patra et al., 2021).

Current PI frameworks attempt to mitigate these overheads by adopting hybrid cryptographic protocols and using additive secret sharing for linear layers (Mishra et al., 2020). This approach offloads homomorphic encryption tasks to an input-independent offline phase, achieving near plaintext speed for linear layers during the online phase. However, it fails to address the overheads of nonlinear functions (e.g., ReLU), which remain orders of magnitude slower than linear operations (Ghodsi et al., 2020).

In PI, Garbled Circuits (GCs)—a cryptographic primitive that allows two parties to jointly compute arbitrary Boolean functions without revealing their data (Yao, 1986)—are used for private computation of nonlinear functions. In GC, nonlinear functions are first decomposed into a binary circuit (AND and XOR gates), which are then encrypted into truth tables (i.e., Garbled tables) for bitwise processing of inputs (Ball et al., 2016; 2019). The key challenge in GC is the storage burden: a single ReLU operation in GC requires 18 KiB of storage (Mishra et al., 2020), and networks with millions of ReLUs (e.g., ResNet50) can demand approximately ~ 100 GiB of storage for a single inference (Rathee et al., 2020). Additionally, computing all ReLUs in GC for a network like ResNet18 takes ~ 21 minutes on TinyImageNet dataset (Garimella et al., 2023). Therefore, ReLUs are considered a primary source of storage and latency overheads in PI.

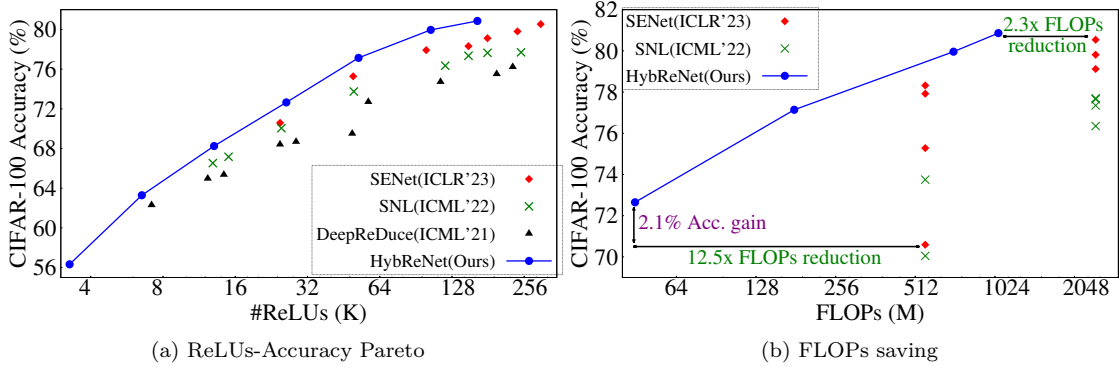


Figure 1: HybReNet outperforms state-of-the-art (SOTA) ReLU-optimization methods SENets(Kundu et al., 2023), SNL(Cho et al., 2022b), and DeepReDuce(Jha et al., 2021), achieving higher accuracy (CIFAR-100) and significant reduction in FLOPs while using fewer ReLUs (Table 6 illustrates the Pareto points specifics).

Prior work on PI-specific network optimization primarily focused on reducing nonlinear computation overheads, assuming linear operations (FLOPs) are effectively free. For instance, CryptoNAS (Ghods et al., 2020) and Sphynx (Cho et al., 2022a) employed neural architecture search for designing ReLU-efficient baseline networks without considering FLOPs implications. Similarly, PI-specific ReLU pruning methods (Cho et al., 2022b; Jha et al., 2021) made overly optimistic assumptions that all FLOPs can be processed offline without affecting real-time performance. The existing SOTA in PI (Kundu et al., 2023) claimed that FLOPs cost is $343\times$ less significant than ReLU cost. However, Garimella et al. (2023) has challenged these assumptions, demonstrating that FLOPs introduce significant latency penalties in end-to-end system-level PI performance¹.

Consequently, there is an emerging need to develop network design principles and optimization techniques that address both ReLU and FLOPs constraints in PI. This raises two critical questions: Can we leverage existing FLOPs reduction techniques and integrate them with PI-specific ReLU pruning methods? Second, how effective is it to employ PI-specific ReLU pruning techniques on FLOPs efficient networks, such as MobileNets (Howard et al., 2017; Sandler et al., 2018)?

Challenges Balancing ReLU efficiency with FLOPs efficiency is crucial for PI-specific network design optimization methods. SENet++ (Kundu et al., 2023) integrate FLOPs reduction technique with their ReLU pruning method and achieves (up to) $4\times$ FLOPs reduction; however, at the expense of ReLU efficiency. The impact of existing FLOPs reduction methods on ReLU efficiency has not been extensively explored, and Jha et al. (2021) showed that FLOPs pruning methods tend to result in lower ReLU efficiency.

Furthermore, employing ReLU pruning on FLOPs-optimized networks results in inferior ReLU efficiency. For example, when ReLU pruning (Jha et al., 2021) employed on MobileNets, their ReLU efficiency remains consistently lower compared to standard networks (e.g., ResNet18) used in PI (see Figure 5(a)). Similarly, SOTA FLOPs efficient networks such as RegNet (Radosavovic et al., 2020) and ConvNeXt-V2 (Woo et al., 2023) exhibit suboptimal ReLU efficiency compared to the PI-tailored networks (see Figure 11).

This conflict between ReLU and FLOPs efficiency arises from the distinct layer-specific distribution of ReLUs and FLOPs in the network and their impact on network accuracy. In conventional CNNs, ReLUs are concentrated in the early layers, while ReLUs critical for the network’s accuracy reside in deeper layers (Jha et al., 2021). ReLU pruning often removes many ReLUs from these early layers (Cho et al., 2022b; Jha et al., 2021), while FLOPs pruning targets the deeper layers due to their higher channel counts (He et al., 2020). Moreover, designing ReLU efficient networks requires different network hyper-parameters than those needed for FLOPs efficient networks (See Table 15).

Another significant challenge in designing PI-tailored networks is identifying critical network attributes for PI efficiency. The effectiveness of PI-specific ReLU optimization techniques largely depends on the choice

¹In real-world scenarios, there is invariably some degree of inference arrival, and even at very low arrival rates, processing FLOPs offline becomes impractical due to limited resources and insufficient time. Consequently, FLOPs start affecting real-time performance, becoming more pronounced for networks with higher FLOPs. The FLOPs penalties can only be disregarded when there is zero inference arrival rate or when a homomorphic accelerator offering more than $1000\times$ speedup is employed.

of input networks, leading to significant performance disparities not solely ascribed to FLOPs or accuracy discrepancies (refer to §3.2). Prior work on ReLU optimization offers limited insight into their network selection — SENets (Kundu et al., 2023) and SNL (Cho et al., 2022b) used WideResNet-22x8 for higher ReLU counts and ResNet18 for low ReLU counts. This leaves a gap in understanding whether networks with specific characteristics can maintain superior performance across various ReLU counts or if targeted ReLU counts dictate the desired network attributes.

The limitations of the existing ReLU-optimization techniques also impede the advancement of PI. Coarse-grained ReLU optimizations (Jha et al., 2021) encounter scalability issues, as their computational complexity varies linearly with the number of stages in a network. While fine-grained ReLU optimization (Cho et al., 2022b; Kundu et al., 2023) shows potential, its effectiveness is confined to specific ReLU distributions and tends to underperform in networks with higher ReLU counts or altered ReLU distribution (refer to §3.3).

Our techniques and insights To simultaneously optimize both the ReLU and FLOPs efficiency, we begin by critically evaluating existing design principles and posing a fundamental question: What essential insights need to be integrated into the design framework for achieving FLOPs efficiency without compromising the ReLU efficiency? Our analysis on ReLU and FLOPs efficiency reveals two key observations:

1. Increasing the network’s width while positioning the network’s ReLU based on their criticality to network’s accuracy allows FLOPs reduction without sacrificing ReLU efficiency (Figure 4).
2. Widening channels in various network stages has distinct effect on network’s overall ReLU and FLOPs efficiency (Figure 3(e, f)).

These insights led us to propose ReLU-equalization, a novel design principle that redistributes ReLUs in a conventional network by their order of criticality for network’s accuracy (Figure 8), inherently accounting for the distinct effect of network stages on ReLU and FLOPs efficiency.

Our investigation into key network attributes for PI efficiency indicates that specific characteristics are essential for superior performance at different ReLU counts. We discovered that wider networks improve PI performance at higher ReLU counts. Whereas, at lower ReLU counts, the proportion of least-critical ReLUs in the network is crucial, especially when ReLU pruning is employed. Leveraging this insight, we achieve a significant, up to $45\times$, FLOPs reduction at lower ReLU counts.

Building on these insights, we develop DeepReShape, a framework to redesign the classical networks, with an efficient process of computational complexity $\mathcal{O}(1)$, and synthesize PI-efficient networks HybReNet. Our approach results in a substantial FLOPs reduction with fewer ReLUs, outperforming the SOTA in PI (Kundu et al., 2023). Precisely, we achieve a $2.3\times$ ReLU and $3.4\times$ FLOPs reduction at iso-accuracy, and a 2.1% accuracy gain with a $12.5\times$ FLOPs reduction at iso-ReLU on CIFAR-100 (see Figure 1). On TinyImageNet, we achieve $12.4\times$ FLOPs reduction at iso-accuracy compared to SOTA (see Table 7).

Contributions Our key contributions are summarized as follows.

1. Extensive characterization to identify the key network attributes for PI efficiency and demonstrate their applicability across a wide range of ReLU counts.
2. A novel design principle *ReLU-equalization*, and design of the *HybReNet* family of networks tailored to PI constraints. Moreover, we devise *ReLU-reuse*, a channel-wise ReLU dropping technique to systematically reduce the ReLU count by $16\times$, allowing efficient ReLU optimization even at very low ReLU counts.
3. Rigorous evaluation of our proposed techniques against SOTA PI methods (Kundu et al., 2023; Cho et al., 2022b) and SOTA FLOPs efficient models (Woo et al., 2023; Radosavovic et al., 2020).

Scope of the paper This paper addresses the challenges of strategically dropping ReLUs from the convolutional neural networks (CNNs) without resorting to any approximated computations for nonlinearity. We exclude the models with complex nonlinearities, such as transformer-based models and FLOPs efficient models like EfficientNet and MobileNetV3², often relying on approximated nonlinear computations in PI.

²Private inference on transformer-based models entail fundamentally different challenges (Chen et al., 2022b; Hao et al., 2022; Akimoto et al., 2023; Zheng et al., 2023; Hou et al., 2023; Gupta et al., 2023). CNNs predominantly employ crypto-friendly nonlinearities, e.g., ReLUs (and MaxPool, if at all used); while, transformers utilize complex nonlinearities like Softmax, GeLU, and LayerNorm. ReLUs in PI are precisely computed using Garbled-circuit (Mishra et al., 2020), whereas transformers often resort to approximations for their nonlinear computations due to performance objectives and numerical stability (Wang et al.,

Also, we exclude the CrypTen-based PI in CNNs (Tan et al., 2021; Peng et al., 2023), as it operates under different security assumptions ³.

Organization of the paper Section 2 provides the relevant background on PI protocols, threat models, and network architecture, along with an overview of channel scaling methods and a categorization of PI-specific ReLU pruning methods. Section 3 comprehensively evaluates baseline network design and ReLU optimization strategies within the context of PI, outlining their limitations and our key observations. Section 4 introduces the DeepReShape method, followed by Section 5, which presents our experimental findings, and Section 6, summarizing the related work. Finally, we discuss the broader impact, limitations and future work in §7.

2 Preliminaries

Private inference protocols and threat model We use Delphi (Mishra et al., 2020) two-party protocols, as used in Jha et al. (2021); Cho et al. (2022b), for private inference. In particular, for linear layers, Delphi performs compute-heavy homomorphic operations (Gentry et al., 2009; Fan & Vercauteren, 2012; Brakerski et al., 2014; Cheon et al., 2017) in the offline phase (preprocessing) and additive secret sharing (Shamir, 1979) in the online phase, once the client’s input is available. Whereas, for nonlinear (ReLU) layers, it uses garbled circuits (Yao, 1986; Ball et al., 2019). Further, similar to Liu et al. (2017); Juvekar et al. (2018); Mishra et al. (2020); Rathee et al. (2020), we assume an honest-but-curious adversary where parties follow the protocols and learn nothing beyond their output shares.

Note that the different sets of protocols for PI significantly affect the cost dynamics (communication, storage, and latency) for linear and nonlinear layers, thereby influencing network optimization goals. For instance, CoPriv (Zeng et al., 2023b) uses oblivious transfer (OT) for nonlinear operations and primarily optimizes convolution operations (i.e., FLOPs). Unlike OT, GCs offer constant round complexity and typically distribute more computational load to the server for garbling the circuit, reducing the client’s computational burden (Demmler et al., 2015; Patra et al., 2021). In this work, we compare against prior approaches that use GCs for ReLUs, similar to the cryptographic setup of Delphi (Mishra et al., 2020).

Architectural building blocks Figure 2 illustrates a schematic view of a standard four-stage network with design hyperparameters. Similar to ResNet (He et al., 2016), it has a stem cell (to increase the channel count from 3 to m), followed by the network’s main body (composed of linear and nonlinear layers, performing most of the computation), followed by a head (a fully connected layer) yielding the scores for the output classes. The network’s main body is composed of a sequence of four stages, and the spatial dimensions of feature maps ($d_k \times d_k$) are progressively reduced by $2\times$ in each stage (except Stage1), and feature dimensions remain constant within a stage. We keep the structure of the stem cell and head fixed and change the structure of the network’s body using design hyperparameters.

Notations and definitions Each stage is composed of identical blocks⁴ repeated ϕ_1 , ϕ_2 , ϕ_3 , and ϕ_4 times in Stage1, Stage2, Stage3, and Stage4 (respectively), and known as *stage compute ratios*. The output channels in stem cell (m) are known as *base channels*, and the number of channels progressively increases by a factor of α , β , and γ in Stage2, Stage3, and Stage4 (respectively), and we termed it as *stagewise channel multiplication factors*. The spatial size of the kernel is denoted as $f \times f$ (e.g., 3×3). These width and depth hyperparameters primarily determine the distribution of ReLUs and FLOPs in the network.

Channel scaling methods Broadly, channel scaling methods can be categorized into three categories (see Table 2). First, *Uniform channel scaling*, where α , β , and γ are set to 2 and channels are scaled either by scaling base channel counts (e.g., $m=64$ to $m=128$ in ResNets) or by a constant multiplication factor in all the network stages (e.g., $k=10$ in WideResNet22x10). We refer to their network variants as **BaseCh**, often used for FLOPs efficiency. Second, *homogeneous channel scaling*, where α , β , and γ are set identical, and channels in successive stages of the network are scaled by homogeneously augmenting these factors. For instance, α , β ,

2022; Li et al., 2023; Zeng et al., 2023a; Zhang et al., 2023). Likewise, models such as EfficientNets (Tan & Le, 2019; 2021) and MobileNetV3 (Howard et al., 2019) incorporate Swish and Sigmoid nonlinearities to augment network expressiveness. These nonlinearities are approximated as discreet piecewise polynomials (Fan et al., 2022).

³CrypTen resembles a three-party framework since it adopts a Trusted Third Party (TTP) to produce beaver triples during the offline phase Knott et al. (2021). Consequently, the actual FLOPs overheads do not appear in end-to-end PI latency.

⁴Except the first block (in all but Stage1) which performs downsampling of feature maps by $2\times$.

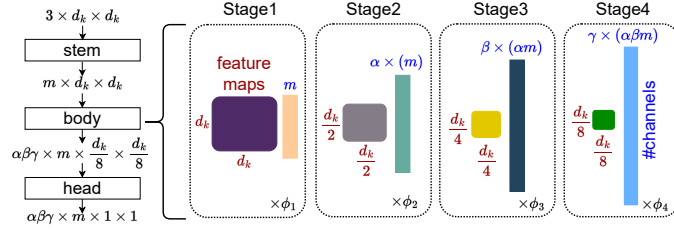


Figure 2: Depiction of architectural hyperparameters and feature dimensions in a four stage network. For ResNet18 $m = 64$, $\phi_1=\phi_2=\phi_3=\phi_4=2$, and $\alpha=\beta=\gamma=2$.

	Stage1	Stage2	Stage3	Stage4
$\frac{\#Params}{\#ReLU}$	$m(\frac{f^2}{d_k^2})$	$\alpha m(\frac{4f^2}{d_k^2})$	$\alpha\beta m(\frac{16f^2}{d_k^2})$	$\alpha\beta\gamma m(\frac{64f^2}{d_k^2})$
$\frac{\#FLOPs}{\#ReLU}$	mf^2	αmf^2	$\alpha\beta mf^2$	$\alpha\beta\gamma mf^2$

Table 1: Network’s complexity (FLOPs and Params) per unit of nonlinearity varies with network’s width, and independent of the network’s depth. Consequently, *Wider network need fewer ReLUs for a given complexity*, compared to their deeper counterparts.

and γ are set to 4 in CryptoNAS (Ghods et al., 2020) and Sphynx (Cho et al., 2022a)) for designing ReLU efficient baseline networks. We termed their network variants as **StageCh**. Third, *heterogeneous channel scaling*, where α , β , and γ are non-identical, and provides greater flexibility for balancing FLOPs and ReLU efficiency by scaling the channels in successive stages of the network differently.

Criticality of ReLUs in a network We employ the criticality metric C_k from Jha et al. (2021) to quantify the significance of ReLUs’ within a network stage for overall accuracy. Higher C_k values indicate more critical ReLUs, while the least significant ReLUs are assigned a value of zero (see Table 10 and 11). Empirically, for a four-stage network like ResNet18 and its variants (BaseCh and StageCh), the ReLUs in Stage1 contribute the least and are the least critical, while those in Stage3 are the most critical for the network’s accuracy.

Table 2: Comparison of channel scaling methods: Uniform channel scaling is a special case of homogeneous channel scaling where all stagewise channel multiplication factors ($\alpha=\beta=\gamma$) is identical and set to 2, and channels in network’s stages are scaled by a constant factor (e.g., $k=10$ in in WideResNet22x10). In contrast, heterogeneous channel scaling differs by having non-identical factors, offering greater flexibility for balancing FLOPs and ReLU efficiency and meet the PI constraints.

Channel Scaling Methods	Uniform	Homogeneous	Heterogeneous
Width Hyper-parameters	$\alpha=\beta=\gamma=2$	$\alpha=\beta=\gamma$	$\neg(\alpha=\beta=\gamma)$
Network Variants Naming	BaseCh	StageCh	HybReNet(Proposed)
Example Networks	WideResNet	CryptoNAS	HybReNets
Stage1	$\begin{bmatrix} 3 \times 3, m \times k \\ 3 \times 3, m \times k \end{bmatrix} \times \phi_1$	$\begin{bmatrix} 3 \times 3, m \\ 3 \times 3, m \end{bmatrix} \times \phi_1$	$\begin{bmatrix} 3 \times 3, m \\ 3 \times 3, m \end{bmatrix} \times \phi_1$
Stage2	$\begin{bmatrix} 3 \times 3, 2m \times k \\ 3 \times 3, 2m \times k \end{bmatrix} \times \phi_2$	$\begin{bmatrix} 3 \times 3, 4m \\ 3 \times 3, 4m \end{bmatrix} \times \phi_2$	$\begin{bmatrix} 3 \times 3, \alpha m \\ 3 \times 3, \alpha m \end{bmatrix} \times \phi_2$
Stage3	$\begin{bmatrix} 3 \times 3, 4m \times k \\ 3 \times 3, 4m \times k \end{bmatrix} \times \phi_3$	$\begin{bmatrix} 3 \times 3, 16m \\ 3 \times 3, 16m \end{bmatrix} \times \phi_3$	$\begin{bmatrix} 3 \times 3, \beta(\alpha m) \\ 3 \times 3, \beta(\alpha m) \end{bmatrix} \times \phi_3$
Stage4			$\begin{bmatrix} 3 \times 3, \gamma(\alpha\beta m) \\ 3 \times 3, \gamma(\alpha\beta m) \end{bmatrix} \times \phi_4$

Coarse-grained vs fine-grained ReLU optimization The coarse-grained ReLU optimization method (Jha et al., 2021) removes ReLUs at the level of an entire stage or a layer in the network. Whereas fine-grained ReLU optimizations (Cho et al., 2022b; Kundu et al., 2023) target individual channels or activation. These approaches differ in performance, scalability, and configurability for achieving a specific ReLU count. The latter allows achieving any desired independent ReLU count automatically, while the former requires manual adjustments based on the network’s overall ReLU count and distribution. Nonetheless, the coarse-grained method demonstrates flexibility and adapting to various network configurations. In contrast, the fine-grained method exhibits less efficient adaptation and can lead to suboptimal performance (see §3.3).

3 Network Design and Optimization for Efficient Private Inference

In this section, we critically evaluate the current practices in baseline network design for efficient PI (§3.1), examines the selection of input networks for various ReLU-pruning methods (§3.2), and highlights the limitations of fine-grained ReLU optimization methods (§3.3). We further present our key observations, underscoring the significance of network architecture and ReLUs’ distribution for end-to-end PI performance and motivate the need for redesigning the classical networks for efficient PI.

3.1 Addressing Pitfalls of Baseline Network Design for Efficient Private Inference

We begin by evaluating uniform and homogeneous channel scaling methods and their effectiveness in designing baseline networks for efficient PI. Subsequently, we investigate the impact of various channel scaling methods on the ReLUs’ distribution within a network and motivate the need for heterogeneous channel scaling for optimizing FLOPs and ReLU counts simultaneously.

The conventional uniform channel scaling leads to suboptimal ReLU efficiency Table 1 shows that the (stagewise) complexity of the network, quantified as #FLOPs and #Params (Radosavovic et al., 2019), per units of ReLU nonlinearity scales linearly with base channel count m , while α , β , and γ introduce multiplicative effect. This implies that for a given network complexity, a network widened by augmenting α , β , and γ requires fewer ReLUs than the one widened by augmenting m . The uniform channel scaling in BaseCh networks, including WideResNet, often resorts to conservative $(\alpha, \beta, \gamma) = (2, 2, 2)$, which limits the potential ReLU efficiency benefit from wider networks.

Homogeneous channel scaling offers superior ReLU efficiency until accuracy plateaus In contrast to BaseCh networks, homogeneous channel scaling in StageCh networks significantly improves ReLU efficiency by removing the constraint on (α, β, γ) (Figure 3(a)). Nonetheless, the superiority of StageCh networks remains evident until reaching accuracy saturation, which varies with network configuration. In particular, as shown in Figure 3(b), accuracy saturation for StageCh networks of ResNet18, ResNet20, ResNet32, and ResNet56 models begins at $(\alpha, \beta, \gamma) = (4, 4, 4)$, $(5, 5, 5)$, $(5, 5, 5)$, and $(6, 6, 6)$, respectively, suggesting deeper StageCh network plateau at higher (α, β, γ) values. This observations challenge the assertion made in Ghodsi et al. (2020), that model capacity per ReLU peaks at $(\alpha, \beta, \gamma) = (4, 4, 4)$. Thus, determining the accuracy saturation point a priori is challenging, raising an open question: *To what extent can a network benefit from increased width for superior ReLU efficiency?* Moreover, can employing ReLU optimization on StageCh networks effectively address accuracy saturation?

Homogeneous channel scaling alters the ReLUs’ distribution distinctively than uniform scaling We investigate the effect of uniform and homogeneous channel scaling on the ReLU distribution of networks. Unlike uniform scaling, which scales all layer ReLUs uniformly, homogeneous scaling leads to a distinct ReLU distribution, with deeper layers exhibiting more significant changes. As depicted in Figure 3 (c,d), there is a noticeable decrease in the proportion of Stage1 ReLUs, while Stage4 witnesses a significant increase. Given the ReLUs’ criticality analysis in Table 10, this implies that the proportion of least-critical ReLUs is decreasing while the distribution of ReLUs among the other stages does not strictly adhere to their criticality order. This leads us to the following observation:

Observation 1: Homogeneous channel scaling reduces the percentage of least-critical ReLUs in the network.

Heterogeneous channel scaling is required for optimizing ReLU and FLOPs efficiency simultaneously To answer the question of potential benefits from wider networks, we perform a sensitivity analysis and evaluate the influence of each stagewise channel multiplication factor on the network’s ReLU and FLOPs efficiency. We systematically vary one factor at a time, starting from 2, while other factors are held constant at 2, in ResNet18 with $m=16$. We observe that augmenting α and β values improves ReLU efficiency; notably, the latter optimizes the performance marginally better than the former until a saturation point is reached (see 3(c)). Whereas, FLOPs efficiency is most effectively improved by augmenting α , outperforming β enhancements while augmenting γ values yields the worst FLOP efficiency (see 3(d)). This suggests that FLOPs in the deeper layers of StageCh networks can be regulated without impacting ReLU efficiency.

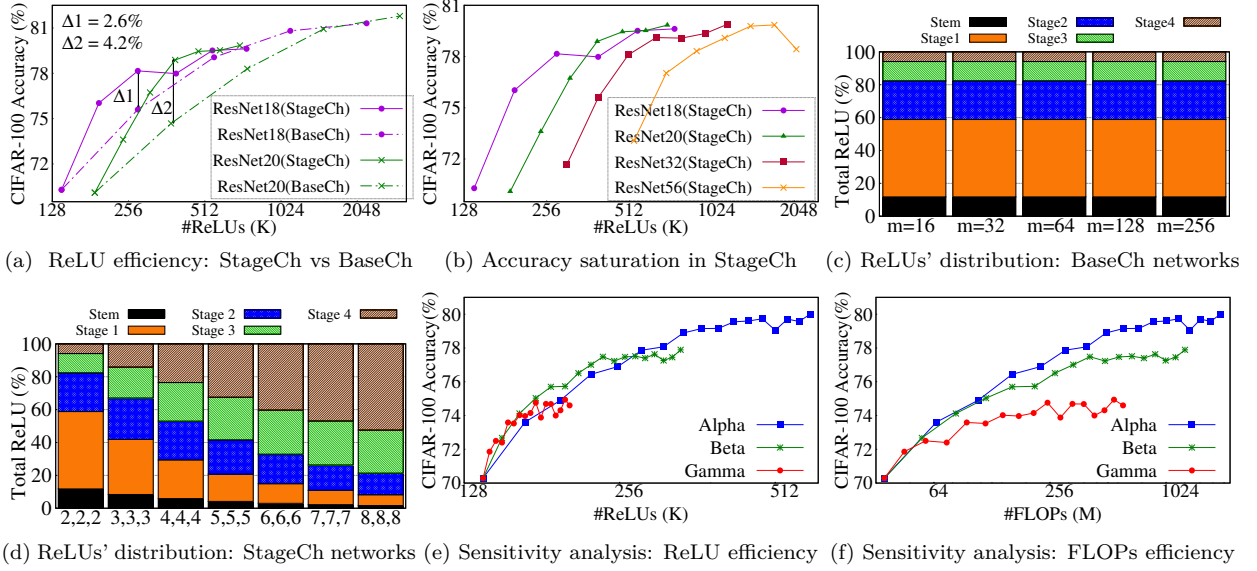


Figure 3: (a) Homogeneous channel scaling in StageCh networks enables superior ReLU efficiency compared to uniform channel scaling in BaseCh networks; however, (b) the accuracy in StageCh networks tends to plateau unpredictably. (c,d) Unlike uniform channel scaling, homogeneous scaling reduces the proportion of least-critical ReLUs in StageCh networks. (e,f) Each network stage affects ReLU and FLOPs efficiency differently, requiring heterogeneous channel scaling for optimizing both ReLUs and FLOPs for efficient PI.

We note that the semi-automated designed networks RegNets (Radosavovic et al., 2020) employ heterogeneous channel scaling. However, they confine $1.5 \leq (\alpha, \beta, \gamma) \leq 3$ to optimize FLOPs efficiency, which in turn limits their ReLU efficiency (see Figure 11(c)). Thus, despite a line of seminal work on the network’s width expansion (Zagoruyko & Komodakis, 2016; Radosavovic et al., 2019; Lee et al., 2019; Dollár et al., 2021), the approaches to leverage the potential benefits of increased width for simultaneously optimizing ReLUs and FLOPs efficiency remains an open challenge. The above analyses lead us to the following observation:

Observation 2: Each network stage *heterogeneously* impacts both ReLU and FLOPs efficiency, a nuanced aspect largely overlooked by prior channel scaling methods, rendering them inadequate for the simultaneous optimizing ReLUs and FLOPs counts for efficient private inference.

Strategically scaling channels by arranging ReLUs in their criticality order can regulate the FLOPs in deeper layers without compromising ReLU efficiency Following from the observations 1 and 2, we propose to scale the channels until all ReLUs are aligned in the criticality order. Thus, Stage3 dominates the distribution as it has the most critical ReLUs, followed by Stage2, Stage4, and Stage1 (Table 10). Unlike StageCh networks, widening beyond the point where the ReLUs are aligned in their criticality order does not alter their relative distribution (Figure 4(a)). This leads to higher α and β values, which boost ReLU efficiency, with restrictive γ ($\gamma < 4$) regulating FLOPs in deeper layers, promoting FLOP efficiency.

Consequently, our approach of heterogeneous channel scaling achieves ReLU efficiency on par with StageCh networks with fewer FLOPs. Figure 4(b,c) demonstrates that the ReLUs’ criticality-aware ResNet18 network $5 \times 5 \times 3 \times$ maintains similar ReLU efficiency with a $2 \times$ reduction in FLOPs compared to the StageCh network $5 \times 5 \times 5 \times$. This FLOP reduction is consistently attained across the entire spectrum of ReLU counts, employing both fine-grained and coarse-grained ReLU optimization. These results lead to the following observation:

Observation 3: ReLUs’ criticality-aware network widening method optimizes FLOPs efficiency without sacrificing the ReLU efficiency, which meets the demands of efficient PI.

3.2 Addressing Fallacies in Network Selection for ReLU Optimization

In this section, we explore the crucial aspects of selecting appropriate input networks for various ReLU pruning methods and perform a detailed experimental analysis to identify network attributes crucial for PI

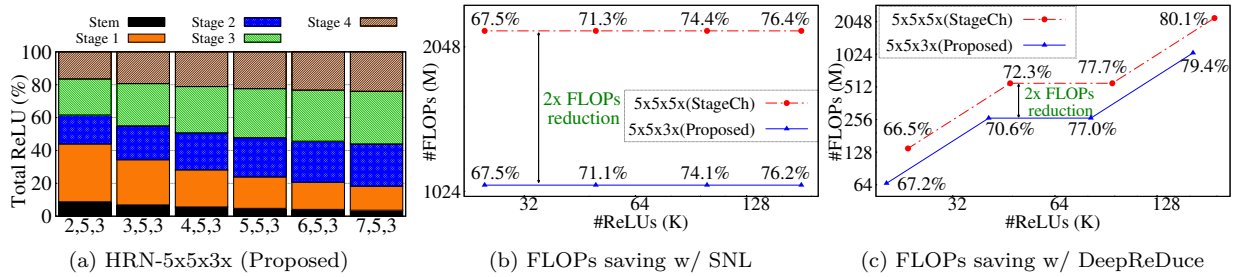


Figure 4: (a) Unlike StageCh networks, once the network’s ReLUs are aligned in their criticality order, here at point $(\alpha, \beta, \gamma)=(5, 5, 3)$, increasing α does not alter their relative distribution. (b,c) ReLUs’ criticality-aware network widening method saves $2\times$ FLOPs by regulating the FLOPs in deeper layers while maintaining ReLU efficiency over a wide range of ReLU counts.

efficiency across different ReLU counts. This study aims to bridge the knowledge gap for designing efficient baseline networks tailored to ReLU pruning methods.

Selecting the appropriate input network for ReLU optimization methods is far from intuitive

Table 3 lists input networks used in previous ReLU optimization methods with their relevant characteristics, while Figure 5 demonstrates how different input networks affect the performance of coarse (DeepReDuce) and fine-grained (SNL) ReLU optimization methods. For the former, accuracy differences of **12.9%** and **11.6%** are observed at higher and lower iso-ReLU counts. *These differences cannot be ascribed to the FLOPs or accuracy of the baseline network alone.* For instance, ResNet18 outperforms WideResNet22x8 despite having $4.4\times$ fewer FLOPs and a lower baseline accuracy, and ResNet32 outperforms VGG16 even though the latter has $4.76\times$ more FLOPs and a higher baseline accuracy.

Likewise, fine-grained ReLU optimization (SNL) exhibits significant accuracy differences when employed on ResNets and WideResNets, especially at lower ReLU counts, as shown in Figure 5(b). While WideResNet models outperform beyond 200K ReLUs, there are 3.2% and 4.6% accuracy gaps at 25K and 15K ReLUs between ResNet18 and WideResNet16x8. The above empirical observation led to the following observation:

Observation 4: Performance of ReLU optimization methods, whether coarse or fine-grained, strongly correlates with the choice of input networks, leading to substantial performance disparities.

ReLU optimization method	Input networks			
Delphi (Mishra et al., 2020)	ResNet32			
SAFENets (Lou et al., 2021)	ResNet32, VGG16			
DeepReDuce (Jha et al., 2021)	ResNet18			
SNL (Cho et al., 2022b)	ResNet18, WRN22x8			
SENet (Kundu et al., 2023)	ResNet18, WRN22x8			
	ResNet32	ResNet18	WRN22x8	VGG16
FLOPs	70M	559M	2461M	333M
ReLUs	303K	557K	1393K	285K
Acc	71.67%	79.06%	81.27%	75.08%

Table 3: Baseline networks used for advancing ReLU-Accuracy Pareto (CIFAR-100) in prior PI-specific ReLU optimization methods.

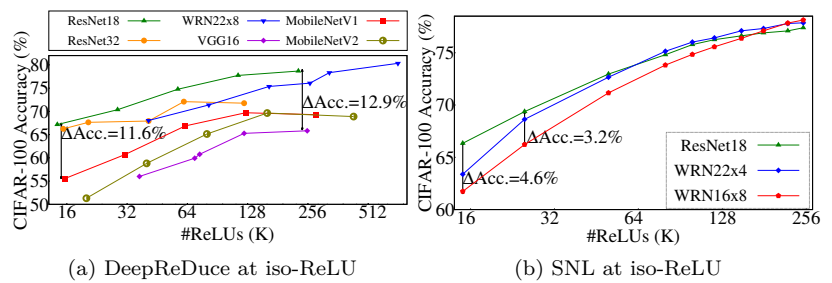


Figure 5: ReLU optimization, whether coarse or fine-grained, performance exhibits significant disparities based on the input networks.

Key network attributes for PI efficiency vary across targeted ReLU counts To identify the key network attributes for PI efficiency across a wide range of ReLU counts, we examine three ResNet18 variants with identical ReLU counts but different ReLUs’ distribution and FLOPs counts (Table 4). These are realized by channel reallocation, and the configurations $2\times 2\times 2\times(m=32)$, $4\times 4\times 4\times(m=16)$, and $3\times 7\times 2\times(m=16)$ correspond to stagewise channel counts as $[32, 64, 128, 256]$, $[16, 64, 256, 1024]$, and $[16, 48, 336, 672]$ respectively. We analyze their performance using the DeepReDuce and SNL ReLU optimization, as shown in Figure 6.

A consistent trend emerges from both ReLU optimization methods: Wider models $4\times 4\times 4\times(m=16)$ and $3\times 7\times 2\times(m=16)$ outperform $2\times 2\times 2\times(m=32)$ at higher ReLU counts; however, even with $\approx 4\times$ fewer FLOPs, $2\times 2\times 2\times(m=32)$ excel at lower ReLU counts. This superior performance stems from the higher percentage (58.82%) of least-critical (Stage1) ReLUs in $2\times 2\times 2\times(m=32)$. When targeting low ReLU counts, ReLU

optimization methods primarily drop ReLUs from Stage1 (Jha et al., 2021; Cho et al., 2022b; Kundu et al., 2023). Thus, networks with a higher percentage of Stage1 ReLUs preserve more ReLUs from critical stages, mitigating accuracy degradation. Furthermore, this emphasizes the importance of strategically allocating channels, even when aiming for higher ReLU counts: $3\times 7\times 2\times(m=16)$ matches the ReLU efficiency of $4\times 4\times 4\times(m=16)$ with 30% fewer FLOPs by allocating more channels to Stage3 and fewer to Stage4.

Model	Acc(%)	FLOPs	ReLUs	Stagewise ReLUs' distribution			
				Stage1	Stage2	Stage3	Stage4
$2\times 2\times 2\times(m=32)$	75.60	141M	279K	58.82%	23.53%	11.76%	5.88%
$4\times 4\times 4\times(m=16)$	78.16	661M	279K	29.41%	23.53%	23.53%	23.53%
$3\times 7\times 2\times(m=16)$	78.02	466M	260K	31.50%	18.90%	33.07%	16.54%

Table 4: A case study to investigate the Capacity-Criticality-Tradeoff: Three Iso-ReLU ResNet18 networks with different ReLUs' distribution and FLOPs count, achieved by reallocating channels per stage. The baseline accuracy is for CIFAR-100 dataset.

The above findings offer insight into the network selection for prior ReLU optimization methods. Specifically, the choice of WRN22x8 (with 48.2% Stage1 ReLUs) for higher ReLU counts while ResNet18 for lower ReLU counts in fine-grained ReLU optimization (Cho et al., 2022b; Kundu et al., 2023). Moreover, it also explains the accuracy trends depicted in Figure 5(b), the higher the Stage1 ReLU proportion (58.8% for ResNet18, 47.7% for WRN22x4, and 43.9% for WRN16x8), the higher the accuracy at lower ReLU counts.

Interestingly, we note that the above networks with a higher percentage of least-critical (Stage1) ReLUs inherently have fewer overall ReLUs (e.g., 1392.6K for WRN22x8 and 557K ResNet18). This might suggest that these networks utilize their ReLUs more effectively, especially when there are fewer ReLUs, leading them to excel at lower ReLU counts. However, a counter-example in Appendix E.2 reaffirms our conclusion for the key factor driving PI performance at lower ReLU counts. We further investigate the Capacity-Criticality-Tradeoff in Appendix E.1, and the additional results are shown in Figure 18. These analyses lead to the following observation:

Observation 5: Wider networks are superior only at higher ReLU counts, while networks with higher percentage of least-critical ReLUs outperform at lower ReLU counts (Capacity-Criticality-Tradeoff).

3.3 Mitigating the Limitations of Fine-grained ReLU Optimization

We now investigate the limitations of fine-grained ReLU optimization methods, often outperforming coarse-grained methods in conventional networks, and discuss the strategies to mitigate these limitations. This study aims to assess the efficacy of fine-grained methods beyond the conventional networks, especially with atypical ReLU distributions, for instance, when heterogeneous channel scaling is employed for simultaneously optimizing ReLU and FLOPs (see observation 3).

Fine-grained ReLU optimization is not always the best choice While fine-grained ReLU optimization has demonstrated its effectiveness in classical networks such as ResNet18 and WideResNet, especially when Stage1 dominates the network's ReLU distribution (Cho et al., 2022b; Kundu et al., 2023), its advantages are not universal. To better understand its range of efficacy, we compared it against DeepReDuce on PI-amenable wider models: $4\times 4\times 4\times(m=16)$ and $3\times 7\times 2\times(m=16)$ (Table 4).

As shown in Figure 7(a) and 7(b), DeepReDuce outperforms SNL by a significant margin (up to 3%-4%). This suggests that the benefits of fine-grained ReLU optimization are highly dependent on specific ReLU distributions, and it reduces when Stage1 does not dominate the network's ReLU distribution. This trend is also observed in ReLU criticality-aware networks, where Stage3 dominates the distribution of ReLUs (see Figure 20). This empirical evidence collectively suggests that *fine-grained ReLU optimization might limit the benefits of increased network complexity* introduced through stagewise channel multiplication enhancements. Nonetheless, the performance gap is less pronounced when the network's overall ReLU count is reduced by half by using ReLU-Thinning (Jha et al., 2021), which drops the ReLUs from alternate layers.

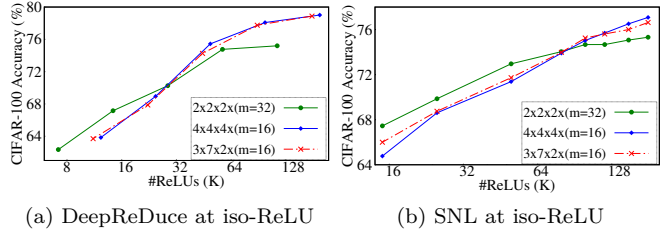


Figure 6: Capacity-Criticality-Tradeoff results: Figures (a) and (b) show the ReLU-Accuracy tradeoff for networks in Table 4 using DeepReDuce and SNL.

		C100	Baseline	220K	180K	150K	120K	100K	80K	50K
ResNet18 (557.06K)	Vanilla	78.68	77.09	76.9	76.62	76.25	75.78	74.81	72.96	
	w/ Th.	76.95	77.03	76.92	76.54	76.59	75.85	75.72	74.44	
	Δ	-1.73	-0.06	0.02	-0.08	0.34	0.07	0.91	1.48	
ResNet34 (966.66K)	Vanilla	79.67	76.55	76.35	76.26	75.47	74.55	74.17	72.07	
	w/ Th.	79.03	77.94	77.65	77.67	77.32	76.69	76.32	74.50	
	Δ	-0.64	1.39	1.30	1.41	1.85	2.14	2.15	2.43	
WRN22x8 (1392.64K)	Vanilla	80.58	77.58	76.83	76.15	74.98	74.38	73.16	71.13	
	w/ Th.	79.59	78.91	78.6	78.41	78.05	77.22	75.94	72.74	
	Δ	-0.99	1.33	1.77	2.26	3.07	2.84	2.78	1.61	

Table 5: A significant accuracy boost (on CIFAR-100) is achieved when ReLU-Thinning is employed prior to SNL, despite the less accurate ReLU-Thinned models. $\Delta = \text{Acc}(\text{w/ Th.}) - \text{Acc}(\text{Vanilla})$.

Narrowing search space improves the performance of fine-grained ReLU optimization To further examine the efficacy of ReLU-Thinning for classical networks, we adopt a *hybrid* ReLU optimization approach, and ReLU-Thinning is employed before SNL optimization. Surprisingly, *even when baseline Thinned models are less accurate*, a significant accuracy boost (up to **3%** at iso-ReLUs) is observed, which is more pronounced for networks with higher #ReLUs (ResNet34 and WRN22x8, in Table 5). Since ReLU-Thinning drops the ReLUs from the alternate layers, *irrespective of their criticality*, its integration into existing ReLU optimization methodologies would not impact their overall computational complexity and remains effective for reducing the search space to identify critical ReLUs. This leads us to the following observation:

Observation 6: While altering the network’s ReLU distribution can lead to suboptimal performance in fine-grained ReLU optimization, ReLU-Thinning emerges as an effective solution to bridge the performance gap, also beneficial for classical networks with higher overall ReLU counts.

4 DeepReShape

Drawing inspiration from the above observations and insights, we propose a novel design principle termed *ReLU equalization* (Figure 8) and re-design classical networks. This led to the development of a family of models *HybReNet*, tailored to the needs of efficient PI (Table 16). Additionally, we propose *ReLU-reuse*, a (structured) channel-wise ReLU dropping method, enabling efficient PI at very low ReLU counts.

4.1 ReLU Equalization and Formation of HybReNet

Given a baseline input network, where ReLUs are not necessarily aligned in their criticality order, ReLU equalization redistributes the network’s ReLUs in their criticality order, meaning the (most) least critical stage has a (highest) lowest fraction of the network’s total ReLU count (Figure 8). Equalization is achieved by an iterative process, as outlined in Algorithm 1. In each iteration, the relative distribution of ReLUs in two stages is aligned in their criticality order by adjusting either their depth or width or both hyperparameters.

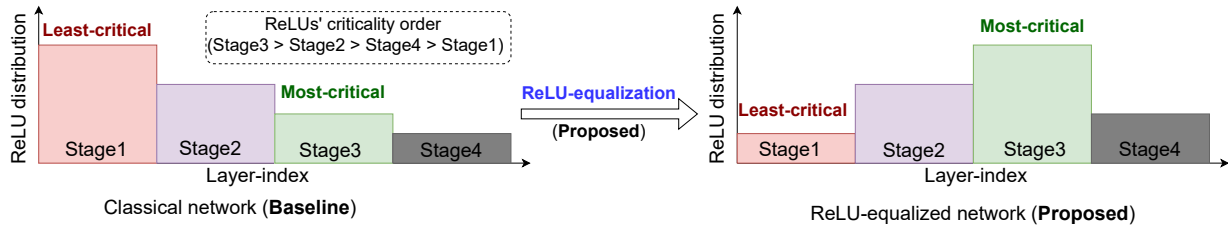


Figure 8: Illustration of ReLU-equalization: Unlike classical networks (e.g., ResNet), where ReLUs’ are not positioned in their criticality order, ReLU-equalization aligns network’s ReLUs in their criticality order.

Specifically, for a network of D stages and a predetermined criticality order, given compute ratios $\phi_1, \phi_2, \dots, \phi_D$ and stagewise channel multiplication factors $\lambda_1, \lambda_2, \dots, \lambda_{(D-1)}$, the ReLU equalization algorithm outputs a compound inequality after $D-1$ iterations. We now employ Algorithm 1 on a standard four-stage ResNet18

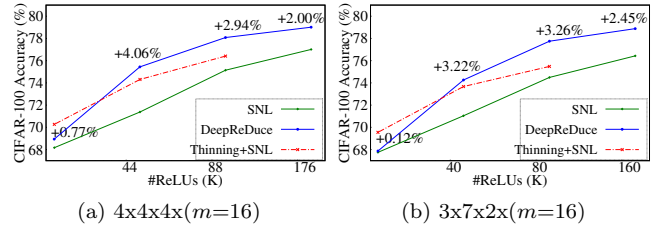


Figure 7: DeepReDuce outperforms SNL by a significant margin (**up to 4%**) when altering network’s ReLUs distribution; however, using SNL on ReLU-Thinned networks reduces the accuracy gap.

Algorithm 1 ReLU equalization

Input: Network Net with stages S_1, \dots, S_D ; C a sorted list of most to least critical stage; stage-compute ratio ϕ_1, \dots, ϕ_D ; and stagewise channel multiplication factors $\lambda_1, \dots, \lambda_{(D-1)}$.

Output: ReLU-equalized versions of network Net .

```

1: for  $i = 1$  to  $D-1$  do
2:    $S_k = C[i]$   $\triangleright C[1]$  is most critical stage
3:    $S_t = C[i + 1]$   $\triangleright C[2]$  is second-most critical stage
4:   while  $\#ReLU_s(S_k) > \#ReLU_s(S_t)$  do  $\triangleright$  ReLUs in two stages are aligned in their criticality order
5:      $\frac{\phi_k \times (\prod_{j=1}^{k-1} \lambda_j)}{2^{k-1}} > \frac{\phi_t \times (\prod_{j=1}^{t-1} \lambda_j)}{2^{t-1}}$   $\triangleright$  Rearranging ReLUs by adjusting width and depth parameters
6:   end while
7: end for
8: return A set of  $\phi_1, \dots, \phi_D$  and  $\lambda_1, \dots, \lambda_{(D-1)}$  that satisfies the compound inequality:  $\#ReLU_s(C[1]) > \#ReLU_s(C[2]) > \dots > \#ReLU_s(C[D-1]) > \#ReLU_s(C[D])$ 

```

model with the given criticality order as (from highest to lowest): Stage3 > Stage2 > Stage4 > Stage1 (refer to Table 10). During the equalization process, only the model’s width hyper-parameters are adjusted, as wider models tend to be more ReLU efficient. Consequently, the algorithm yields the following expression:

$$\#ReLU_s(S_3) > \#ReLU_s(S_2) > \#ReLU_s(S_4) > \#ReLU_s(S_1)$$

$$\implies \phi_3 \left(\frac{\alpha\beta}{16} \right) > \phi_2 \left(\frac{\alpha}{4} \right) > \phi_4 \left(\frac{\alpha\beta\gamma}{64} \right) > \phi_1$$

ReLU equalization through width ($\phi_1 = \phi_2 = \phi_3 = \phi_4 = 2$, and $\alpha \geq 2, \beta \geq 2, \gamma \geq 2$):

$$\implies \frac{\alpha\beta}{16} > \frac{\alpha}{4} > \frac{\alpha\beta\gamma}{64} > 1 \implies \alpha\beta > 16, \alpha > 4, \alpha\beta\gamma > 64, \beta > 4, \beta\gamma < 16, \text{ and } \gamma < 4$$

Solving the above compound inequalities provides the following (β, γ) pairs and the range of α :

The (β, γ) pairs are: (5, 2) & $\alpha \geq 7$; (5, 3) & $\alpha \geq 5$; (6, 2) & $\alpha \geq 6$; (7, 2) & $\alpha \geq 5$

We obtain four pairs of (β, γ) , each having a range of α value. We choose the smallest α needed for ReLU equalization, as increasing α beyond this point does not improve the performance when ReLU optimization is used; also, the relative distribution of ReLUs remains stable (see Appendix A). Thus, we achieve four baseline HybReNets: HRN-5x5x3x, HRN-5x7x2x, HRN-6x6x2x, and HRN-7x5x2x. The architectural details of these four HRNs are presented in Table 16.

4.2 ReLU-reuse

We further refine the baseline network’s architecture to increase ReLU nonlinearity utilization by introducing *ReLU-reuse*, which selectively applies ReLUs to a contiguous subset of channels while the remaining channels reuse them. *This approach differs from previous channel-wise ReLU optimizations*, where channels are either uniformly scaled down throughout the network (Jha et al., 2021) or only a subset of channels utilize ReLUs without reusing them (Cho et al., 2022b). Our ReLU-reuse mechanism allows for efficient PI at extremely low ReLU counts (e.g., 3.2K ReLUs on CIFAR-100 dataset).

Specifically, feature maps of the layer are divided into N groups, and ReLUs are employed only in the last group (Figure 9). However, increasing the value of N results in a significant accuracy loss despite 1×1 convolution being employed for cross-channel interaction. This is likely due to the loss of cross-channel information arising from more divisions in the feature maps (see our ablation study in Table 9). To address this

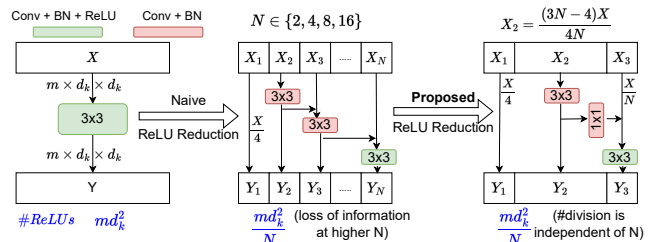


Figure 9: Proposed ReLU-reuse where ReLUs are *selectively* reused across channels, reducing $\#ReLU_s$ up to $16\times$.

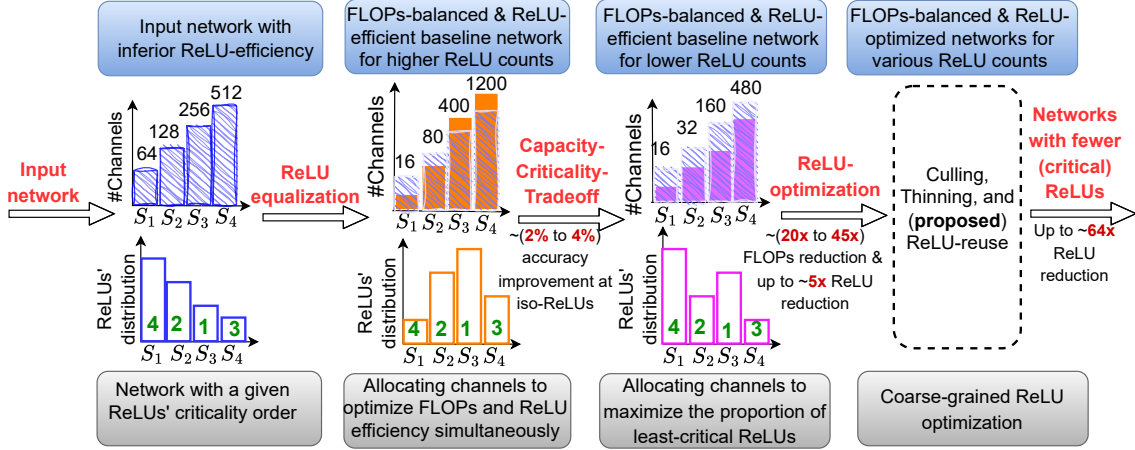


Figure 10: The DeepReShape network redesigning pipeline. ReLU’s criticality-aware strategic allocation of channels (gray boxes) outputs FLOPs-balanced ReLU-efficient baseline networks for various ReLU counts (blue boxes). Numbers in green denote criticality order (Stage3 is most critical).

issue, we devise a mechanism that decouples the number of divisions in feature maps from the ReLU reduction factor N . Precisely, one-fourth of channels are utilized for feature reuse, while a N th fraction of feature maps are activated using ReLUs, and the remaining feature maps are processed solely with convolution operations, resulting in only three groups. It is important to note that using the ReLUs in the last group of feature maps *increases the effective receptive field* as these neurons can consider a larger subset of feature maps using the skip connections (Gao et al., 2019).

4.3 Putting it All Together

We developed the DeepReShape framework to re-design the classical networks for efficiency PI across a wide range of ReLU counts. Figure 10. Given an input network with a specific ReLU’s criticality order, the ReLU-equalization step aligns the network’s ReLU in their criticality order by adjusting width hyper-parameters. This step allows for maximizing ReLU efficiency without incurring superfluous FLOPs by allocating fewer channels in the initial stages and increasing them in the deeper stages. In the second step, following the Criticality-Capacity-Tradeoff, the width is adjusted such that Stage1 dominates the ReLU’s distribution. This is achieved by a straightforward step: setting $\alpha=2$ in the ReLU-equalized networks since decreasing α results in an increased percentage of Stage1 ReLUs, and distribution of ReLUs in all but Stage1 follow their criticality order (see Table 11). This step allows for a substantial FLOP reduction, up to $45\times$, by allocating fewer channels in all the stages. We call the networks resulting from step1 and step2 as HybReNets (HRNs). The baseline HRNs from step2 are: HRN-2x5x3x, HRN-2x7x2x, HRN-2x6x2x, and HRN-2x5x2x (Table 17).

ReLU-optimization steps for HybReNets We choose to employ coarse-grained ReLU optimization steps in HRNs, as they outperform fine-grained ReLU optimization when the ReLU distribution undergoes changes in traditional networks, as shown in Figure 7 and Appendix F. In particular, we eliminate all the ReLUs from Stage1 (ReLU Culling) if it dominates the network’s overall ReLU distribution, e.g., HRNs with $\alpha=2$. For subsequent stages, we utilize ReLU-Thinning, which removes ReLUs from alternate layers without considering their criticality. We further reduce the ReLU count by implementing ReLU-reuse with an appropriate reduction factor (see Algorithm 2).

Complexity analysis of HybReNet design For a D stage network with a predefined criticality order for stagewise ReLUs, the process of ReLU equalization typically involves considering $2D-1$ hyperparameters, including D stage compute ratios and $D-1$ stagewise channel multiplication factors. However, for HRNs, this hyperparameter count is reduced to $D-1$ since ReLU equalization is achieved solely by modifying the network’s width. Unlike SOTA network designing methods (Radosavovic et al., 2020; Liu et al., 2022), which build networks from scratch, the hyperparameters involved in ReLU equalization are determined by solving a compound inequality, eliminating the need for additional network training. That is, to narrow down the design

search space provided by bounds on α , β , and γ , we select the minimum values of these hyper-parameters that satisfy the ReLU equalization conditions. Thus, our method leverages the existing network designs and optimizes them under PI constraints rather than designing them from scratch. Consequently, the complexity of designing HRNs can be characterized as $\mathcal{O}(1)$. A detailed discussion is included in Appendix H.5.

Additionally, employing coarse-grained ReLU optimization does not exacerbate the complexity of HRNs. This is due to the positioning of ReLUs in HRNs based on their criticality order, which necessitates only a single iteration (see Algorithm 2). In contrast, when ReLUs in the input network are organized without regard to their criticality order (e.g., classical networks such as ResNets and WideResNets), a single iteration produces suboptimal results, requiring $D-1$ iterations (Jha et al., 2021). Thus, the complexity of ReLU optimization for HRNs is reduced to $\mathcal{O}(1)$ from $\mathcal{O}(D)$.

5 Experimental Results

Analysis of HybReNets Pareto points Figure 1 shows that HybReNet advances the ReLU-accuracy Pareto with a substantial reduction in FLOPs – a factor overlooked in prior PI-specific network optimization. We present a detailed analysis of network configurations and ReLU optimization steps and quantify their benefits for ReLUs and FLOP reduction. We use ResNet18-based HRN-5x5x3x for ReLU-accuracy comparison with SOTA PI methods in Figure 1, as its FLOPs efficiency is superior to other HRNs (Table 16).

Table 6: Network configurations and ReLU optimization steps used for the Pareto points in Figure 1. Accuracies (CIFAR-100) are separately shown for KD (Hinton et al., 2015) and DKD (Zhao et al., 2022), highlighting the benefits of improved architectural design and distillation method. (Re2 denotes ReLU-reuse)

HybReNet	m	ReLU optimization steps			#ReLU	#FLOPs	Accuracy(%)		Acc./ReLU
		Culled	Thinned	Re2			KD	DKD	
5x5x3x	16	NA	S1+S2+S3+S4	NA	163.3K	1055.4M	79.34	80.86	0.50
2x5x3x	32	S1	S2+S3+S4	NA	104.4K	714.1M	77.63	79.96	0.77
2x5x3x	16	S1	S2+S3+S4	NA	52.2K	178.5M	74.98	77.14	1.48
2x5x3x	8	S1	S2+S3+S4	NA	26.1K	44.6M	70.36	72.65	2.78
2x5x3x	16	S1	S2+S3+S4	4	13.1K	121.6M	67.30	68.25	5.23
2x5x3x	16	S1	S2+S3+S4	8	6.5K	130.5M	62.68	63.29	9.70
2x5x3x	16	S1	S2+S3+S4	16	3.2K	137.2M	56.24	56.33	17.26

The key takeaway from Table 6 is that tailoring the network features for PI constraint significantly reduces FLOPs and ReLUs. Specifically, lowering α value and base channel count led to **23.6 \times** fewer FLOPs in HRN-2x5x3x($m=8$), compared to HRN-5x5x3x($m=16$). Furthermore, we notice a significant accuracy boost by employing a simple yet efficient logit-based distillation method DKD (Zhao et al., 2022), as the ReLU-reduced models greatly benefit from decoupling the target and non-target class distillation.

HybReNets outperform state-of-the-art in private inference Table 7 presents competing design points for SENet (Kundu et al., 2023) and SNL (Cho et al., 2022b), and we select HybReNet points (see Table 6 and Table 13 for configuration and optimization details) offering both accuracy and latency benefits for a fair comparison. The runtime breakdown is presented as homomorphic (HE) latency (Brakerski et al., 2014), arises from linear operations (convolution and fully-connected layers), and Garbled-circuit (GC) latency (Ball et al., 2019), resulting from ReLU computation. See the experiential setup details in Appendix J.

On CIFAR-100, SENet requires 300K ReLUs and 2461M FLOPs to reach 80.54% accuracy, whereas HRN-5x5x3x achieves 80.86% accuracy with only 163K ReLUs and 1055M FLOPs, providing $1.8\times$ ReLU and $2.3\times$ FLOPs saving. Similarly, at 25K ReLUs, our approach achieves a 2.1% accuracy gain with $12.5\times$ FLOP reduction, thereby saving $5.2\times$ runtime. Even at an extremely low ReLU count of 13K, HRN is 1.7% more accurate and achieves $2.2\times$ runtime saving, compared to the SNL.

On TinyImageNet, HybReNets outperform SENet at both 300K and 142K ReLUs, improving runtime by $1.7\times$ and $8.7\times$, respectively. Compared to SNL at 489K ReLUs, HybReNets are 3.2% (1.7%) more accurate with a

Table 7: Comparison of HybReNet with SOTA in private inference: SENet (Kundu et al., 2023) and SNL (Cho et al., 2022b). HybReNet exhibits superior ReLU and FLOPs efficiency and achieve a substantial reduction in latency. #Re and #FL denote ReLU and FLOPs counts; Acc. is top-1 accuracy; Lat. is the runtime for one private inference, including Homomorphic (HE) and Garbled-circuit(GC) latencies.

	SOTA in Private Inference						HybReNet(Ours)						Improvements						
	#Re	#FL	Acc.	HE	GC	Lat.	#Re	#FL	Acc.	HE	GC	Lat.	#Re	#FL	Acc.	HE	GC	Lat.	
CIFAR-100	SENets	300	2461	80.54	1004	33.7	1037	163	1055	80.86	770	18.4	788	1.8×	2.3×	0.3	1.3×	1.8×	1.3×
		240	2461	79.81	1004	27.0	1031	163	1055	80.86	770	18.4	788	1.5×	2.3×	1.1	1.3×	1.5×	1.3×
		180	2461	79.12	1004	20.2	1024	163	1055	80.86	770	18.4	788	1.1×	2.3×	1.7	1.3×	1.1×	1.3×
		50	559	75.28	268	5.6	274	52	179	77.14	123	5.9	129	1.0×	3.1×	1.9	2.2×	0.9×	2.1×
		25	559	70.59	268	2.8	271	26	45	72.65	49	2.9	52	0.9×	12.5×	2.1	5.5×	1.0×	5.2×
	SNL	15	559	67.17	268	1.7	270	13	179	68.25	123	1.5	124	1.1×	3.1×	1.1	2.2×	1.1×	2.2×
		13	559	66.53	268	1.5	270	13	179	68.25	123	1.5	124	1.0×	3.1×	1.7	2.2×	1.0×	2.2×
TinyImageNet	SENets	300	2227	64.96	927	33.7	961	327	1055	64.92	526	36.7	563	0.9×	2.1×	0.0	1.8×	0.9×	1.7×
		142	2227	58.90	927	16.0	943	104	179	58.90	97	11.7	108	1.4×	12.4×	0.0	9.6×	1.4×	8.7×
	SNL	489	9830	64.42	3690	55.0	3745	653	4216	67.58	2029	73.4	2102	0.7×	2.3×	3.2	1.8×	0.7×	1.8×
		489	9830	64.42	3690	55.0	3745	418	2842	66.10	1307	45.0	1352	1.2×	3.5×	1.7	2.8×	1.2×	2.8×
		298	2227	64.04	927	33.5	961	327	1055	64.92	526	36.7	563	0.9×	2.1×	0.9	1.8×	0.9×	1.7×
		100	2227	58.94	927	11.2	939	104	179	58.90	97	11.7	108	1.0×	12.4×	0.0	9.6×	1.0×	8.7×
		59	2227	54.40	927	6.6	934	52	712	54.46	329	5.9	335	1.1×	3.1×	0.1	2.8×	1.1×	2.8×

1.8× (2.8×) reduction in runtime. At lower ReLU counts of 100K (59K), HybReNets match the accuracy with SNL and achieve a 12.4× (3.1×) FLOP reduction, which results in 8.7× (2.8×) runtime improvement.

Our primary insight from Table 7 is that FLOP reduction does not inherently guarantee a proportional reduction in HE latency, whereas a direct correlation exists between ReLU reduction and GC latency savings. In particular, a $\sim 12.5\times$ FLOP reduction translates to 5.2× and 8.7× latency reduction on CIFAR-100 and TinyImageNet, respectively. This is due to the fact HE latency has an intricate dependency on the input/output packing (Aharoni et al., 2023), rotational complexity (Lou et al., 2020b;a; Huang et al., 2022) and slot utilization (Lee et al., 2022). We refer the readers to Juvekar et al. (2018) for details.

Generality case study on ResNet34 We select ResNet34 for the DeepReShape generality study for two key reasons: (1) its consistent use for the case study in prior PI-specific network optimization studies (Jha et al., 2021; Cho et al., 2022b; Kundu et al., 2023), and (2) its stage compute ratio ($\phi_1=3$, $\phi_2=4$, $\phi_3=6$, and $\phi_4=3$) distinguishes it from ResNet18, results in different sets of HRN networks, HRN-4x6x3x and HRN-4x9x2x, upon applying Algorithm 1. We use HRN-4x6x3x for comparison with SOTA in Table 8. Network configuration and ReLU optimization details are presented in Table 14.

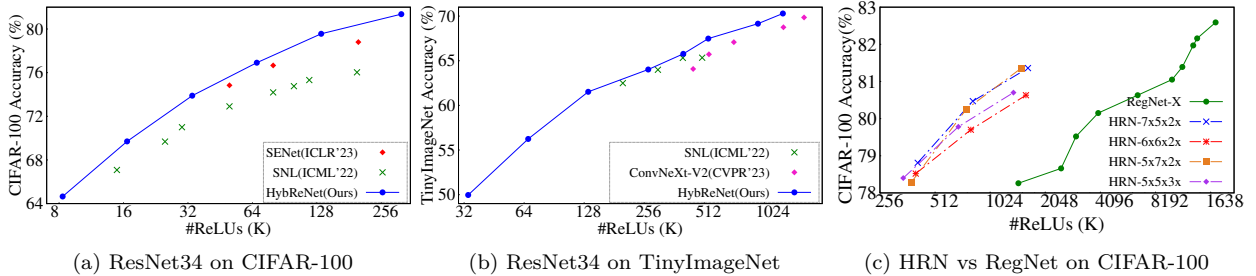


Figure 11: HybReNets outperform SOTA ReLU-optimization methods applied to ResNet34 and also surpass SOTA FLOPs efficient models: RegNets and ConvNeXt-V2 (See Table 14 for the Pareto points specifics.).

HybReNet advances the ReLU-accuracy Pareto on both CIFAR-100 and TinyImageNet, shown in Figures 11 (a, b). Table 8 quantifies the FLOPs-ReLU-Accuracy benefits and runtime savings. On CIFAR-100, compared to SOTA, HybReNet improves runtime by 3.1× with a significant gain in accuracy—9.8%, 7.2%, 5.9%, and 2.1% at 15K, 25K, 30K and 50K ReLUs (respectively). Further on TinyImageNet, SNL requires 300K ReLUs and 4646M FLOPs to reach 64% accuracy, whereas HybReNet matches this accuracy with 8.8× fewer FLOPs, leading to a runtime improvement of 6.3×. Conclusively, it highlights the effectiveness of DeepReShape and validates its generality for different network configurations and datasets.

Table 8: ResNet34-based HybReNets outperform SOTA PI methods (Kundu et al., 2023; Cho et al., 2022b) employed on ResNet34, and also surpass the SOTA FLOPs efficient models ConvNeXt-V2 (Woo et al., 2023). #Re and #FL denote ReLU and FLOPs counts; Acc. is top-1 accuracy; Lat. is the runtime for one PI.

SOTA in Private Inference (on ResNet34)							HybReNet(Ours)						Improvements						
#Re #FL Acc. HE GC Lat.							#Re #FL Acc. HE GC Lat.						#Re #FL Acc. HE GC Lat.						
CIFAR-100	SENet	200	1162	78.80	459	22.5	482	134	527	79.56	404	15.1	419	1.5×	2.2×	0.8	1.1×	1.5×	1.1×
		80	1162	76.66	459	9.0	468	67	132	76.91	140	7.5	148	1.2×	8.8×	0.3	3.3×	1.2×	3.2×
		50	1162	74.84	459	5.6	465	67	132	76.91	140	7.5	148	0.7×	8.8×	2.1	3.3×	0.7×	3.1×
	SNL	30	1162	71.00	459	3.4	462	67	132	76.91	140	7.5	148	0.4×	8.8×	5.9	3.3×	0.4×	3.1 ×
		25	1162	69.68	459	2.8	462	67	132	76.91	140	7.5	148	0.4×	8.8×	7.2	3.3×	0.4×	3.1 ×
		15	1162	67.08	459	1.7	461	67	132	76.91	140	7.5	148	0.2×	8.8×	9.8	3.3×	0.2×	3.1 ×
TinyImageNet	SNL	500	4646	65.34	1710	56.2	1766	537	2109	67.48	880	60.3	940	0.9×	2.2×	2.1	1.9×	0.9×	2.3×
		400	4646	65.32	1710	45.0	1755	537	2109	67.48	880	60.3	940	0.7×	2.2×	2.2	1.9×	0.7×	2.3×
		300	4646	63.99	1710	33.7	1744	268	529	64.02	245	30.2	275	1.1×	8.8×	0.0	7.0×	1.1×	6.3 ×
		200	4646	62.49	1710	22.5	1733	268	529	64.02	245	30.2	275	0.7×	8.8×	1.5	7.0×	0.7×	6.3 ×
	ConvNeXt	1622	11801	69.85	4067	182.4	4249	1270	8244	70.29	3091	142.8	3233	1.3×	1.4×	0.4	1.3×	1.3×	1.3×
		1278	9080	68.75	2368	143.7	2512	952	4638	69.15	1837	107.1	1944	1.3×	2.0×	0.4	1.3×	1.3×	1.3×
		721	3436	67.08	1307	81.0	1388	537	2109	67.48	880	60.3	940	1.3×	1.6×	0.4	1.5×	1.3×	1.5×
		541	1935	65.72	738	60.8	799	402	1187	65.77	592	45.2	637	1.3×	1.6×	0.0	1.3×	1.3×	1.3×
		451	1345	64.07	546	50.7	597	268	529	64.02	245	30.2	275	1.7×	2.5×	0.0	2.2×	1.7×	2.2×

HybReNet outperform SOTA FLOPs efficient vision models We perform a comparative analysis of HybReNets with SOTA FLOPs efficient vision models: ConvNeXt-V2 (Woo et al., 2023) and RegNet (Radosavovic et al., 2020). These models possess distinct depth and width hyperparameters, providing an interesting case study, particularly when contrasted with conventional ReNets. See Appendix H.4 for details.

For a fair comparison with baseline RegNet-X models, we do not employ any ReLU-optimization steps on (ResNet18-based) HybReNets. Results are shown in Figure 11(c) where HRNs are evaluated with $m \in \{16, 32, 64\}$. HRNs achieve comparable accuracy with substantially fewer ReLUs compared to RegNets. For instance, to achieve 78.26% (80.63%) accuracy on CIFAR-100, RegNets require 1460K (6544K) ReLUs, while HRN-5x5x3x needs only 343K (1372K) ReLUs, leading to a 4.3× (4.7×) ReLU reduction.

Further, we compare the ConvNeXt-V2 models with HybReNets on TinyImageNet while employing ReLU optimization on them (see Table 14 for optimization details). The ReLU-accuracy Pareto is shown in Figure 11(b), with a detailed comparison outlined in Table 8. The competing HRNs achieve 1.3× to 1.7× ReLU savings; 1.4× to 2.5× FLOP reduction, which results in 1.3× to 2.3× runtime improvements.

The baseline HybReNets exhibits superior ReLU efficiency compared to the standard networks used in private inference

We evaluated the ReLU efficiency of baseline HRNs without leveraging any coarse or fine-grained ReLU optimization methods, as well as knowledge distillation. We compared them with two widely used network architectures in PI: ResNet and WideResNets. Results are shown in Figure 12. The homogeneous channel scaling in ResNet18 StageCh networks led to superior ReLU efficiency than WideResNets variants until accuracy in the former is saturated. Nonetheless, all the four HRNs—HRN-5x5x3x, HRN-5x7x2x, HRN-6x6x2x, and HRN-7x5x2x—exceeds the ReLU efficiency of ResNet18 StageCh variants, demonstrating the benefits of strategically allocating channels in the subsequent stages of the classical networks for PI.

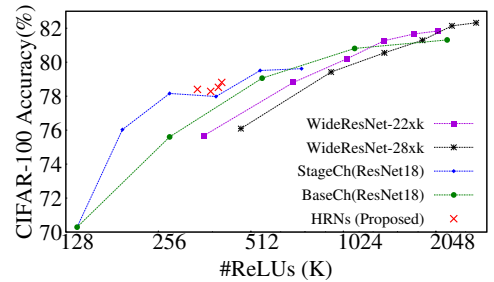


Figure 12: ReLU efficiency comparison with baseline HybReNets. For WideResNets $k \in \{2, 4, 6, 8, 10, 12\}$.

ReLU-reuse is more effective for HybReNets and outperforms the SOTA channel-wise ReLU optimization We examine the efficacy of ReLU-reuse on networks with various ReLUs' distributions and compare their performance with conventional (channel/feature-map)scaling used in DeepReDuce for achieving very low ReLU counts. Results are shown in Figure 22 and Figure 23 (AppendixI). Interestingly, we observed that the efficacy of ReLU-reuse is most pronounced in networks where ReLUs are aligned in their criticality order, whether partially or entirely. In fact, networks with an even distribution of stagewise ReLUs exhibit more significant accuracy improvements from ReLU-reuse compared to traditional networks like ResNets.

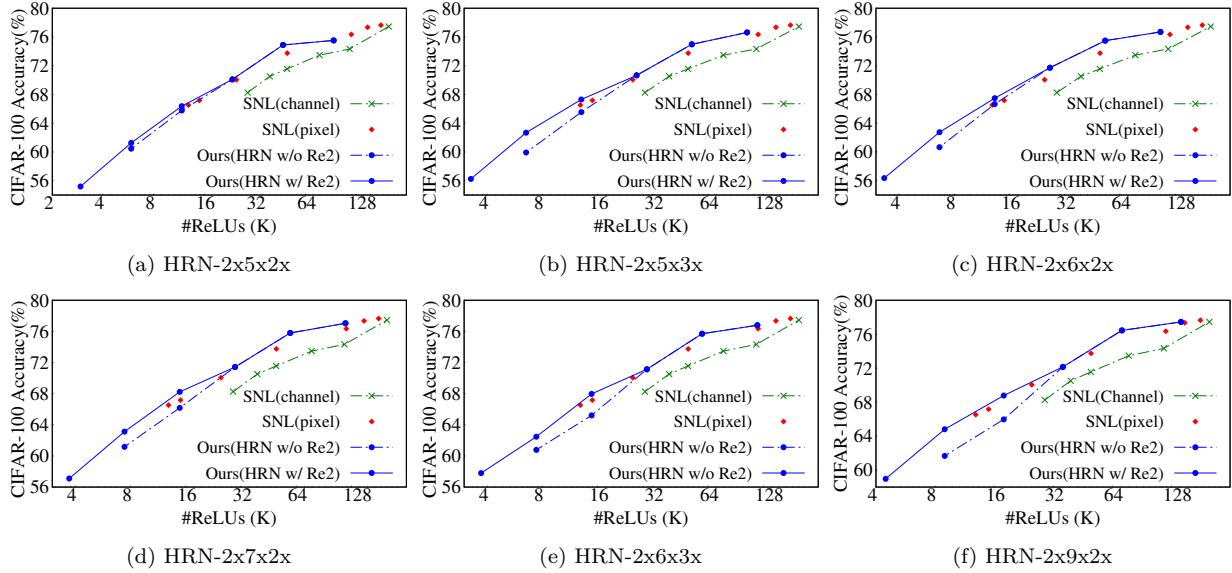


Figure 13: ReLU-reuse (Re2) consistently outperforms the SOTA channel-wise ReLU dropping technique used in SNL across various ReLU counts. Substituting the conventional scaling method used in DeepReDuce (denoted as “w/o Re2”) with Re2 results in an accuracy gain of **1% - 3%**, bringing the performance closer to the pixel-wise SNL (denoted as “SNL(pixel)”).

Further, we employ ReLU-reuse on HRNs with $\alpha=2$, as per Algorithm 2, and compare their performance with SOTA channel-wise ReLU optimization method used in SNL. For a fair comparison, we use standard knowledge distillation (Hinton et al., 2015), as used in SNL⁵, rather than DKD (Zhao et al., 2022). Figure 13 demonstrates that Re2 results in a significant accuracy improvement of up to **3%**. This gain in accuracy enables HRNs to achieve performance on par with pixel-wise SNL.

Ablation study for ReLU-reuse We conduct an ablation study on ResNet18 to investigate the benefits of two key techniques employed in ReLU-reuse: (1) shortcut connections between outputs and inputs of subsequent feature-subspaces (see Figure 9), and (2) using a fixed number of divisions in feature maps regardless of the ReLU reduction factor. We removed ReLUs from alternate layers using ReLU-Thinning and integrated ReLU-reuse in the others, and results are shown in Table 9. The results show that shortcut connections boost accuracy at lower ReLU reduction factors, but their benefit diminishes with higher reduction factors. Specifically, accuracy drops by 1.5% when the reduction factor increases from $2\times$ to $4\times$. This reduction is likely due to the significant loss of cross-channel information with more divisions in feature-map.

Table 9: Results for an ablation study where ReLU-reuse is employed in alternate convolution layers in (i.e., ReLU-Thinned) ResNet18 (CIFAR-100). The constant number of divisions (i.e., 3) in the proposed approach of ReLU-reduction *offers scalability for higher ReLU reduction factors*. The term *reuse* in the table refers to shortcut connections between feature-subspaces in N partitions (see Figure 9).

ReLU-reduction factor	#ReLU	N divisions		Proposed (3 divisions)
		w/o Reuse	w/ Reuse	
2x ReLU reduction ($N=2$)	434.18K	77.61%	78.19%	77.83%
4x ReLU reduction ($N=4$)	372.74K	75.84%	76.87%	77.60%
8x ReLU reduction ($N=8$)	342.02K	75.43%	75.66%	76.93%
16x ReLU reduction ($N=16$)	326.66K	75.33%	75.47%	76.38%

⁵It is important to note that SENets (Kundu et al., 2023) uses PRAM (Post-ReLU Activation Mismatch) loss in conjunction with standard KD (Hinton et al., 2015) for an additional boost in the accuracy of ReLU-reduced models. In contrast, both SNL (Cho et al., 2022b) and DeepReDuce (Jha et al., 2021) rely solely on standard KD.

On the other hand, a fixed number of divisions in our proposed approach stabilizes the accuracy degradation even at higher ReLU reduction factors, emphasizing their scalability for achieving significantly lower ReLU reductions. Note that, at a reduction factor of 2, the ReLU-reuse technique demonstrated slightly lower accuracy than the N division method with shortcut connections. This is because the latter consists of only two groups of feature maps, while the former has three, which resulted in more information loss.

6 Related Work

PI-specific network optimization Delphi (Mishra et al., 2020), SAFENet (Lou et al., 2021), and Garimella et al. (2021) substitute ReLUs with low-degree polynomials, while AutoFHE (Ao & Boddeti, 2024) performed layerwise mixed-degree polynomial substitution. Ghodsi et al. (2021) proposed stochastic ReLU, a probabilistic approximation of ReLU functions, and co-optimized the garbled circuits. DeepReDuce (Jha et al., 2021), a manual coarse-grained ReLU optimization method, drops ReLUs layerwise. SNL (Cho et al., 2022b) and SENet (Kundu et al., 2023) are fine-grained ReLU optimization and drop the pixel-wise ReLUs. CryptoNAS (Ghodsi et al., 2020) and Sphynx (Cho et al., 2022a) use neural architecture search and employ a constant number of ReLUs per layer for designing ReLU-efficient networks, disregarding FLOPs implications. In contrast, our approach achieves ReLU and FLOP efficiency simultaneously. We refer the reader to Ng & Chow (2023) for detailed HE and GC-specific optimizations for private inference. A recent work Zeng et al. (2023b) used oblivious transfer for nonlinear operations and rotation-free homomorphic encryption (Huang et al., 2022) for linear layers, and showed that communication cost is dominated by linear operations.

Challenges and implications of nonlinear layers in diverse neural network applications Nonlinear layers not only present challenges in private inference; they introduce significant hurdles across various neural network applications. For instance, in the realm of optical neural networks, ReLUs exacerbate energy consumption and increase latency due to the costs associated with optical-to-electrical signal conversions, which in turn diminishes the overall system efficiency (Chang et al., 2018; Li et al., 2022). When it comes to verifying adversarial robustness, the prevalence of ReLUs can make the process notably more time-intensive. This increase in complexity arises from the higher proportion of unstable neurons (Xiao et al., 2019; Balunović & Vechev, 2020; Chen et al., 2022a).

Additionally, ReLUs considerably hinder the progress of verifiable machine learning because its non-arithmetic operations are incompatible with zero-knowledge proof systems (Sun & Zhang, 2023), and prior work has resorted to employing polynomial approximations (Ali et al., 2020; Zhao et al., 2021; Eisenhofer et al., 2022) or have implemented methods based on lookup tables (Liu et al., 2021; Kang et al., 2022). Furthermore, the non-distributive nature of ReLU over rotation operations can break the equivariance property of Steerable CNNs (Franzen & Wand, 2021), known for their parameter and computation efficiency (Cohen & Welling, 2017; Weiler et al., 2018; Weiler & Cesa, 2019); thus, limiting their architectural choices and applicability.

Thus, the ReLU optimization techniques of DeepReShape not only address the challenges in private inference but also hold promise for broader applications, suggesting its versatility and potential for widespread impact.

7 Discussion

Conclusion and broader impact Privacy-preserving computations demand substantial resources, particularly in terms of storage, communication bandwidth, and compute power. Using the garbled-circuit technique alone can consume hundreds of gigabytes of storage, while homomorphic computations might need hours to complete a single private inference in real-world scenarios (Rathee et al., 2020; Garimella et al., 2023). Researchers have proposed specialized hardware accelerators (Samardzic et al., 2021; 2022; Soni et al., 2023; Mo et al., 2023; Kim et al., 2023; Agrawal et al., 2024; Putra et al., 2024) and (cryptographic) protocol improvements to tackle these challenges. Yet, these solutions present challenges of their own: hardware solutions may not always be sustainable in the long run (Gupta et al., 2022), and protocol tweaks could potentially open doors to security vulnerabilities or raise compatibility concerns.

In this context, our research shifts the focus towards algorithmic innovations and aims to address the unique challenge of reducing FLOPs without compromising ReLU efficiency. We proposed DeepReShape to optimize

FLOP count while maintaining ReLU efficiency effectively. We achieve this by identifying superfluous FLOPs in conventional ReLU efficient networks (Ghodsi et al., 2020; Cho et al., 2022a) and understanding that wide networks are mainly beneficial for higher ReLU counts, providing additional opportunities for FLOP reduction when targeting lower ReLU counts. By leveraging these insights, we achieve FLOP reduction up to $45\times$ for baseline networks without employing any FLOPs reduction or pruning techniques.

One significant advantage of algorithmic improvement is their adaptability across diverse hardware configurations and cryptographic protocols, thus broadening the potential impact of our algorithmic innovations. We showed that a substantial reduction in (end-to-end) runtime, $\sim(5\times$ to $10\times)$, can be achieved by strategically allocating channels and employing straightforward ReLU optimization steps in the existing networks.

Furthermore, as discussed in §6, nonlinear layers are a bottleneck also in other areas of machine learning privacy and security. Thus, our work on the simultaneous optimization of ReLU and FLOPs holds promise for broader applications in these fields.

Limitations Achieving a specific target ReLU count with HybReNets is challenging due to the coarse-grained nature of ReLU optimization steps. Fine-grained optimization leads to suboptimal performance in HybReNets because of changes in the ReLUs’ distribution compared to conventional CNNs. Coarse-grained ReLU optimization steps either halve the network’s ReLU count or remove all ReLUs from Stage1, depending on the ReLU distribution in the network (see Algorithm 2). Consequently, the final ReLU count depends on the baseline network’s initial ReLU count and their distribution within the network, influenced by the base channels and stage-wise channel multiplication factors.

Future work Developing PI-efficient networks from scratch could yield more optimized networks for PI performance; however, it requires exhaustive design space exploration and the training of multiple subnetworks to successively narrow the search space. This makes it computationally intensive process. Nonetheless, there is a significant potential for creating families of networks tailored for optimal PI performance. Furthermore, additional reductions in FLOPs can be achieved by employing techniques such as linear layer fusion, as demonstrated in (Jha et al., 2021; Dror et al., 2021; Zeng et al., 2023a).

Acknowledgment

We would like to thank Karthik Garimella for his assistance in computing the runtime (HE and GC latency) for private inference. This research was developed with funding from the Defense Advanced Research Projects Agency (DARPA), under the Data Protection in Virtual Environments (DPRIVE) program, contract HR0011-21-9-0003. The views, opinions and/or findings expressed are those of the author and should not be interpreted as representing the official views or policies of the Department of Defense or the U.S. Government.

References

- Rashmi Agrawal, Anantha Chandrakasan, and Ajay Joshi. Heap: A fully homomorphic encryption accelerator with parallelized bootstrapping. 2024.
- Ehud Aharoni, Allon Adir, Moran Baruch, Nir Drucker, Gilad Ezov, Ariel Farkash, Lev Greenberg, Ramy Masalha, Guy Moshkovich, Dov Murik, et al. Helayers: A tile tensors framework for large neural networks on encrypted data. *Proceedings on privacy enhancing technologies*, 2023.
- Yoshimasa Akimoto, Kazuto Fukuchi, Youhei Akimoto, and Jun Sakuma. Privformer: Privacy-preserving transformer with mpc. In *IEEE 8th European Symposium on Security and Privacy (EuroS&P)*, 2023.
- Ramy E Ali, Jinhyun So, and A Salman Avestimehr. On polynomial approximations for privacy-preserving and verifiable relu networks. *arXiv preprint arXiv:2011.05530*, 2020.
- Wei Ao and Vishnu Naresh Boddeti. Autofhe: Automated adaption of cnns for efficient evaluation over fhe. In *33rd USENIX Security Symposium*, 2024.
- Jimmy Lei Ba, Jamie Ryan Kiros, and Geoffrey E Hinton. Layer normalization. *arXiv preprint arXiv:1607.06450*, 2016.

-
- Marshall Ball, Tal Malkin, and Mike Rosulek. Garbling gadgets for boolean and arithmetic circuits. In *Proceedings of the 2016 ACM SIGSAC Conference on Computer and Communications Security*, 2016.
- Marshall Ball, Brent Carmer, Tal Malkin, Mike Rosulek, and Nichole Schimanski. Garbled neural networks are practical. *Cryptology ePrint Archive*, 2019.
- Mislav Balunović and Martin Vechev. Adversarial training and provable defenses: Bridging the gap. In *International Conference on Learning Representations*, 2020.
- Mikhail Belkin, Daniel Hsu, Siyuan Ma, and Soumik Mandal. Reconciling modern machine-learning practice and the classical bias–variance trade-off. *Proceedings of the National Academy of Sciences*, 2019.
- Zvika Brakerski, Craig Gentry, and Vinod Vaikuntanathan. (leveled) fully homomorphic encryption without bootstrapping. *ACM Transactions on Computation Theory*, 2014.
- Julie Chang, Vincent Sitzmann, Xiong Dun, Wolfgang Heidrich, and Gordon Wetzstein. Hybrid optical-electronic convolutional neural networks with optimized diffractive optics for image classification. *Scientific reports*, 2018.
- Tianlong Chen, Huan Zhang, Zhenyu Zhang, Shiyu Chang, Sijia Liu, Pin-Yu Chen, and Zhangyang Wang. Linearity grafting: Relaxed neuron pruning helps certifiable robustness. In *International Conference on Machine Learning*, 2022a.
- Tianyu Chen, Hangbo Bao, Shaohan Huang, Li Dong, Binxing Jiao, Daxin Jiang, Haoyi Zhou, Jianxin Li, and Furu Wei. THE-X: Privacy-preserving transformer inference with homomorphic encryption. In *Findings of the Association for Computational Linguistics(ACL)*, 2022b.
- Jung Hee Cheon, Andrey Kim, Miran Kim, and Yongsoo Song. Homomorphic encryption for arithmetic of approximate numbers. In *International conference on the theory and application of cryptology and information security*, 2017.
- Minsu Cho, Zahra Ghodsi, Brandon Reagen, Siddharth Garg, and Chinmay Hegde. Sphynx: Relu-efficient network design for private inference. *IEEE Security & Privacy*, 2022a.
- Minsu Cho, Ameya Joshi, Siddharth Garg, Brandon Reagen, and Chinmay Hegde. Selective network linearization for efficient private inference. In *International Conference on Machine Learning*, 2022b.
- Taco S. Cohen and Max Welling. Steerable CNNs. In *International Conference on Learning Representations*, 2017.
- Daniel Demmler, Thomas Schneider, and Michael Zohner. Aby-a framework for efficient mixed-protocol secure two-party computation. In *The Network and Distributed System Security Symposium*, 2015.
- Piotr Dollár, Mannat Singh, and Ross Girshick. Fast and accurate model scaling. In *Proceedings of the IEEE/CVF Conference on Computer Vision and Pattern Recognition*, 2021.
- Amir Ben Dror, Niv Zehngut, Avraham Raviv, Evgeny Artyomov, Ran Vitek, and Roy Josef Jevnisek. Layer folding: Neural network depth reduction using activation linearization. In *British Machine Vision Conference*, 2021.
- Thorsten Eisenhofer, Doreen Riepel, Varun Chandrasekaran, Esha Ghosh, Olga Ohrimenko, and Nicolas Papernot. Verifiable and provably secure machine unlearning. *arXiv preprint arXiv:2210.09126*, 2022.
- Junfeng Fan and Frederik Vercauteren. Somewhat practical fully homomorphic encryption. *Cryptology ePrint Archive*, 2012.
- Xiaoyu Fan, Kun Chen, Guosai Wang, Mingchun Zhuang, Yi Li, and Wei Xu. Nfgen: Automatic non-linear function evaluation code generator for general-purpose mpc platforms. In *Proceedings of the 2022 ACM SIGSAC Conference on Computer and Communications Security*, 2022.

-
- Daniel Franzen and Michael Wand. General nonlinearities in $so(2)$ -equivariant cnns. In *Advances in Neural Information Processing Systems*, 2021.
- Shanghua Gao, Ming-Ming Cheng, Kai Zhao, Xin-Yu Zhang, Ming-Hsuan Yang, and Philip HS Torr. Res2net: A new multi-scale backbone architecture. In *IEEE transactions on pattern analysis and machine intelligence*, 2019.
- Karthik Garimella, Nandan Kumar Jha, and Brandon Reagen. Sisyphus: A cautionary tale of using low-degree polynomial activations in privacy-preserving deep learning. In *ACM CCS Workshop on Private-preserving Machine Learning*, 2021.
- Karthik Garimella, Zahra Ghodsi, Nandan Kumar Jha, Siddharth Garg, and Brandon Reagen. Characterizing and optimizing end-to-end systems for private inference. In *Proceedings of the 28th ACM International Conference on Architectural Support for Programming Languages and Operating Systems*, 2023.
- Craig Gentry et al. *A fully homomorphic encryption scheme*. 2009.
- Zahra Ghodsi, Akshaj Kumar Veldanda, Brandon Reagen, and Siddharth Garg. CryptoNAS: Private inference on a relu budget. In *Advances in Neural Information Processing Systems*, 2020.
- Zahra Ghodsi, Nandan Kumar Jha, Brandon Reagen, and Siddharth Garg. Circa: Stochastic relus for private deep learning. In *Advances in Neural Information Processing Systems*, 2021.
- Kanav Gupta, Neha Jawalkar, Ananta Mukherjee, Nishanth Chandran, Divya Gupta, Ashish Panwar, and Rahul Sharma. Sigma: Secure gpt inference with function secret sharing. *Cryptology ePrint Archive*, 2023.
- Udit Gupta, Mariam Elgamal, Gage Hills, Gu-Yeon Wei, Hsien-Hsin S Lee, David Brooks, and Carole-Jean Wu. Act: Designing sustainable computer systems with an architectural carbon modeling tool. In *Proceedings of the 49th Annual International Symposium on Computer Architecture*, pp. 784–799, 2022.
- Meng Hao, Hongwei Li, Hanxiao Chen, Pengzhi Xing, Guowen Xu, and Tianwei Zhang. Iron: Private inference on transformers. In *Advances in Neural Information Processing Systems*, 2022.
- Kaiming He, Xiangyu Zhang, Shaoqing Ren, and Jian Sun. Deep residual learning for image recognition. In *Proceedings of the IEEE conference on computer vision and pattern recognition*, 2016.
- Yang He, Yuhang Ding, Ping Liu, Linchao Zhu, Hanwang Zhang, and Yi Yang. Learning filter pruning criteria for deep convolutional neural networks acceleration. In *Proceedings of the IEEE/CVF Conference on Computer Vision and Pattern Recognition*, pp. 2009–2018, 2020.
- Dan Hendrycks and Kevin Gimpel. Gaussian error linear units (gelus). *arXiv preprint*, 2016.
- Geoffrey Hinton, Oriol Vinyals, and Jeff Dean. Distilling the knowledge in a neural network. *arXiv preprint arXiv:1503.02531*, 2015.
- Xiaoyang Hou, Jian Liu, Jingyu Li, Yuhang Li, Wen-jie Lu, Cheng Hong, and Kui Ren. Ciphergpt: Secure two-party gpt inference. *Cryptology ePrint Archive*, 2023.
- Andrew Howard, Mark Sandler, Grace Chu, Liang-Chieh Chen, Bo Chen, Mingxing Tan, Weijun Wang, Yukun Zhu, Ruoming Pang, Vijay Vasudevan, et al. Searching for mobilenetv3. In *Proceedings of the IEEE/CVF International Conference on Computer Vision*, 2019.
- Andrew G Howard, Menglong Zhu, Bo Chen, Dmitry Kalenichenko, Weijun Wang, Tobias Weyand, Marco Andreetto, and Hartwig Adam. Mobilenets: Efficient convolutional neural networks for mobile vision applications. *arXiv preprint*, 2017.
- Zhicong Huang, Wen jie Lu, Cheng Hong, and Jiansheng Ding. Cheetah: Lean and fast secure Two-Party deep neural network inference. In *31st USENIX Security Symposium*, 2022.
- Nandan Kumar Jha, Zahra Ghodsi, Siddharth Garg, and Brandon Reagen. DeepReDuce: Relu reduction for fast private inference. In *International Conference on Machine Learning*, 2021.

-
- Chiraag Juvekar, Vinod Vaikuntanathan, and Anantha Chandrakasan. Gazelle: A low latency framework for secure neural network inference. In *27th USENIX Security Symposium*, 2018.
- Daniel Kang, Tatsunori Hashimoto, Ion Stoica, and Yi Sun. Scaling up trustless dnn inference with zero-knowledge proofs. *arXiv preprint arXiv:2210.08674*, 2022.
- Jongmin Kim, Sangpyo Kim, Jaewan Choi, Jaiyoung Park, Donghwan Kim, and Jung Ho Ahn. Sharp: A short-word hierarchical accelerator for robust and practical fully homomorphic encryption. In *Proceedings of the 50th Annual International Symposium on Computer Architecture*, 2023.
- Brian Knott, Shobha Venkataraman, Awni Hannun, Shubho Sengupta, Mark Ibrahim, and Laurens van der Maaten. Crypten: Secure multi-party computation meets machine learning. *Advances in Neural Information Processing Systems*, 2021.
- Alex Krizhevsky, Vinod Nair, and Geoffrey Hinton. Cifar-10 (canadian institute for advanced research). URL <http://www.cs.toronto.edu/kriz/cifar.html>, 2010.
- Souvik Kundu, Shunlin Lu, Yuke Zhang, Jacqueline Liu, and Peter A Beerel. Learning to linearize deep neural networks for secure and efficient private inference. In *The Eleventh International Conference on Learning Representations*, 2023.
- Ya Le and Xuan Yang. Tiny imagenet visual recognition challenge. *CS 231N*, 7, 2015.
- Eunsang Lee, Joon-Woo Lee, Junghyun Lee, Young-Sik Kim, Yongjune Kim, Jong-Seon No, and Woosuk Choi. Low-complexity deep convolutional neural networks on fully homomorphic encryption using multiplexed parallel convolutions. In *International Conference on Machine Learning*, 2022.
- Jaehoon Lee, Lechao Xiao, Samuel Schoenholz, Yasaman Bahri, Roman Novak, Jascha Sohl-Dickstein, and Jeffrey Pennington. Wide neural networks of any depth evolve as linear models under gradient descent. *Advances in neural information processing systems*, 32, 2019.
- Dacheng Li, Hongyi Wang, Rulin Shao, Han Guo, Eric Xing, and Hao Zhang. MPCFORMER: FAST, PERFORMANT AND PRIVATE TRANSFORMER INFERENCE WITH MPC. In *The Eleventh International Conference on Learning Representations*, 2023.
- Gordon HY Li, Ryoto Sekine, Rajveer Nehra, Robert M Gray, Luis Ledezma, Qiushi Guo, and Alireza Marandi. All-optical ultrafast relu function for energy-efficient nanophotonic deep learning. *Nanophotonics*, 2022.
- Hanxiao Liu, Karen Simonyan, and Yiming Yang. Darts: Differentiable architecture search. *arXiv preprint*, 2018.
- Jian Liu, Mika Juuti, Yao Lu, and N Asokan. Oblivious neural network predictions via minionn transformations. In *Proceedings of the ACM SIGSAC Conference on Computer and Communications Security*, 2017.
- Tianyi Liu, Xiang Xie, and Yupeng Zhang. Zkcnn: Zero knowledge proofs for convolutional neural network predictions and accuracy. In *Proceedings of the 2021 ACM SIGSAC Conference on Computer and Communications Security*, pp. 2968–2985, 2021.
- Zhuang Liu, Hanzi Mao, Chao-Yuan Wu, Christoph Feichtenhofer, Trevor Darrell, and Saining Xie. A convnet for the 2020s. In *Proceedings of the IEEE/CVF Conference on Computer Vision and Pattern Recognition*, 2022.
- Ilya Loshchilov and Frank Hutter. Sgdr: Stochastic gradient descent with warm restarts. *arXiv preprint arXiv:1608.03983*, 2016.
- Qian Lou, Song Bian, and Lei Jiang. Autoprivacy: Automated layer-wise parameter selection for secure neural network inference. In *Advances in Neural Information Processing Systems*, pp. 8638–8647, 2020a.

-
- Qian Lou, Wen-jie Lu, Cheng Hong, and Lei Jiang. Falcon: fast spectral inference on encrypted data. *Advances in Neural Information Processing Systems*, 2020b.
- Qian Lou, Yilin Shen, Hongxia Jin, and Lei Jiang. SAFENet: Asecure, accurate and fast neural network inference. *International Conference on Learning Representations*, 2021.
- Pratyush Mishra, Ryan Lehmkuhl, Akshayaram Srinivasan, Wenting Zheng, and Raluca Ada Popa. Delphi: A cryptographic inference service for neural networks. In *29th USENIX Security Symposium*, 2020.
- Jianqiao Mo, Jayanth Gopinath, and Brandon Reagen. Haac: A hardware-software co-design to accelerate garbled circuits. In *Proceedings of the 50th Annual International Symposium on Computer Architecture*, 2023.
- Payman Mohassel and Peter Rindal. Aby3: A mixed protocol framework for machine learning. In *Proceedings of the ACM SIGSAC Conference on Computer and Communications Security*, 2018.
- Preetum Nakkiran, Gal Kaplun, Yamini Bansal, Tristan Yang, Boaz Barak, and Ilya Sutskever. Deep double descent: Where bigger models and more data hurt. *Journal of Statistical Mechanics: Theory and Experiment*, 2021.
- Lucien KL Ng and Sherman SM Chow. Sok: Cryptographic neural-network computation. In *2023 IEEE Symposium on Security and Privacy (SP)*, 2023.
- Arpita Patra, Thomas Schneider, Ajith Suresh, and Hossein Yalame. Aby2.0: Improved mixed-protocol secure two-party computation. In *30th USENIX Security Symposium*, 2021.
- Hongwu Peng, Shaoyi Huang, Tong Zhou, Yukui Luo, Chenghong Wang, Zigeng Wang, Jiahui Zhao, Xi Xie, Ang Li, Tony Geng, et al. Autorep: Automatic relu replacement for fast private network inference. In *Proceedings of the IEEE/CVF International Conference on Computer Vision (ICCV)*, 2023.
- Adiweni Putra, Joo-Young Kim, et al. Morphling: A throughput-maximized tffe-based accelerator using transform-domain reuse. In *IEEE International Symposium on High-Performance Computer Architecture (HPCA)*, 2024.
- Ilija Radosavovic, Justin Johnson, Saining Xie, Wan-Yen Lo, and Piotr Dollár. On network design spaces for visual recognition. In *Proceedings of the IEEE/CVF international conference on computer vision*, 2019.
- Ilija Radosavovic, Raj Prateek Kosaraju, Ross Girshick, Kaiming He, and Piotr Dollár. Designing network design spaces. In *Proceedings of the IEEE/CVF Conference on Computer Vision and Pattern Recognition*, 2020.
- Deevashwer Rathee, Mayank Rathee, Nishant Kumar, Nishanth Chandran, Divya Gupta, Aseem Rastogi, and Rahul Sharma. Cryptflow2: Practical 2-party secure inference. In *Proceedings of the ACM SIGSAC Conference on Computer and Communications Security*, 2020.
- Nikola Samardzic, Axel Feldmann, Aleksandar Krastev, Srinivas Devadas, Ronald Dreslinski, Christopher Peikert, and Daniel Sanchez. F1: A fast and programmable accelerator for fully homomorphic encryption. In *54th Annual IEEE/ACM International Symposium on Microarchitecture*, 2021.
- Nikola Samardzic, Axel Feldmann, Aleksandar Krastev, Nathan Manohar, Nicholas Genise, Srinivas Devadas, Karim Eldefrawy, Chris Peikert, and Daniel Sanchez. Craterlake: a hardware accelerator for efficient unbounded computation on encrypted data. In *ISCA*, 2022.
- Mark Sandler, Andrew Howard, Menglong Zhu, Andrey Zhmoginov, and Liang-Chieh Chen. Mobilenetv2: Inverted residuals and linear bottlenecks. In *The IEEE Conference on Computer Vision and Pattern Recognition (CVPR)*, 2018.
- SEAL. Microsoft SEAL (release 4.0). <https://github.com/Microsoft/SEAL>, March 2022. Microsoft Research, Redmond, WA.

-
- Adi Shamir. How to share a secret. *Communications of the ACM*, 1979.
- Gowthami Somepalli, Liam Fowl, Arpit Bansal, Ping Yeh-Chiang, Yehuda Dar, Richard Baraniuk, Micah Goldblum, and Tom Goldstein. Can neural nets learn the same model twice? investigating reproducibility and double descent from the decision boundary perspective. In *Proceedings of the IEEE/CVF Conference on Computer Vision and Pattern Recognition*, 2022.
- Deepraj Soni, Negar Neda, Naifeng Zhang, Benedict Reynwar, Homer Gamil, Benjamin Heyman, Mohammed Nabeel, Ahmad Al Badawi, Yuriy Polyakov, Kellie Canida, et al. Rpu: The ring processing unit. In *IEEE International Symposium on Performance Analysis of Systems and Software (ISPASS)*, 2023.
- Haochen Sun and Hongyang Zhang. zkdl: Efficient zero-knowledge proofs of deep learning training. *arXiv preprint arXiv:2307.16273*, 2023.
- Christian Szegedy, Vincent Vanhoucke, Sergey Ioffe, Jon Shlens, and Zbigniew Wojna. Rethinking the inception architecture for computer vision. In *Proceedings of the IEEE conference on computer vision and pattern recognition*, 2016.
- Mingxing Tan and Quoc Le. Efficientnet: Rethinking model scaling for convolutional neural networks. In *International Conference on Machine Learning*, 2019.
- Mingxing Tan and Quoc Le. Efficientnetv2: Smaller models and faster training. In *International conference on machine learning*, 2021.
- Mingxing Tan, Bo Chen, Ruoming Pang, Vijay Vasudevan, Mark Sandler, Andrew Howard, and Quoc V Le. Mnasnet: Platform-aware neural architecture search for mobile. In *Proceedings of the IEEE Conference on Computer Vision and Pattern Recognition*, 2019.
- Sijun Tan, Brian Knott, Yuan Tian, and David J Wu. Cryptgpu: Fast privacy-preserving machine learning on the gpu. In *IEEE Symposium on Security and Privacy*, 2021.
- Yongqin Wang, G Edward Suh, Wenjie Xiong, Benjamin Lefaudeaux, Brian Knott, Murali Annavaram, and Hsien-Hsin S Lee. Characterization of mpc-based private inference for transformer-based models. In *IEEE International Symposium on Performance Analysis of Systems and Software (ISPASS)*, 2022.
- Maurice Weiler and Gabriele Cesa. General $e(2)$ -equivariant steerable cnns. *Advances in Neural Information Processing Systems*, 2019.
- Maurice Weiler, Mario Geiger, Max Welling, Wouter Boomsma, and Taco S Cohen. 3d steerable cnns: Learning rotationally equivariant features in volumetric data. *Advances in Neural Information Processing Systems*, 2018.
- Sanghyun Woo, Shoubhik Debnath, Ronghang Hu, Xinlei Chen, Zhuang Liu, In So Kweon, and Saining Xie. Convnext v2: Co-designing and scaling convnets with masked autoencoders. In *Proceedings of the IEEE/CVF Conference on Computer Vision and Pattern Recognition*, 2023.
- Kai Y. Xiao, Vincent Tjeng, Nur Muhammad (Mahi) Shafiullah, and Aleksander Madry. Training for faster adversarial robustness verification via inducing reLU stability. In *International Conference on Learning Representations*, 2019.
- Saining Xie, Ross Girshick, Piotr Dollár, Zhuowen Tu, and Kaiming He. Aggregated residual transformations for deep neural networks. In *Proceedings of the IEEE conference on computer vision and pattern recognition*, 2017.
- Andrew Chi-Chih Yao. How to generate and exchange secrets. In *27th Annual Symposium on Foundations of Computer Science*, 1986.
- Leon Yao and John Miller. Tiny imagenet classification with convolutional neural networks. *CS 231N*, 2015.

-
- Jason Yosinski, Jeff Clune, Yoshua Bengio, and Hod Lipson. How transferable are features in deep neural networks? *Advances in neural information processing systems*, 27, 2014.
- Sergey Zagoruyko and Nikos Komodakis. Wide residual networks. *arXiv preprint*, 2016.
- Wenxuan Zeng, Meng Li, Wenjie Xiong, Wenjie Lu, Jin Tan, Runsheng Wang, and Ru Huang. Mpcvit: Searching for mpc-friendly vision transformer with heterogeneous attention. In *Proceedings of the IEEE/CVF International Conference on Computer Vision (ICCV)*, 2023a.
- Wenxuan Zeng, Meng Li, Haichuan Yang, Wen-jie Lu, Runsheng Wang, and Ru Huang. Copriv: Network/protocol co-optimization for communication-efficient private inference. In *Advances in Neural Information Processing Systems*, 2023b.
- Yuke Zhang, Dake Chen, Souvik Kundu, Chenghao Li, and Peter A. Beerel. Sal-vit: Towards latency efficient private inference on vit using selective attention search with a learnable softmax approximation. In *Proceedings of the IEEE/CVF International Conference on Computer Vision (ICCV)*, 2023.
- Borui Zhao, Quan Cui, Renjie Song, Yiyu Qiu, and Jiajun Liang. Decoupled knowledge distillation. In *Proceedings of the IEEE/CVF Conference on computer vision and pattern recognition*, 2022.
- Lingchen Zhao, Qian Wang, Cong Wang, Qi Li, Chao Shen, and Bo Feng. Veriml: Enabling integrity assurances and fair payments for machine learning as a service. *IEEE Transactions on Parallel and Distributed Systems*, 2021.
- Mengxin Zheng, Qian Lou, and Lei Jiang. Primer: Fast private transformer inference on encrypted data. *arXiv preprint arXiv:2303.13679*, 2023.
- Itamar Zimmerman, Moran Baruch, Nir Drucker, Gilad Ezov, Omri Soceanu, and Lior Wolf. Converting transformers to polynomial form for secure inference over homomorphic encryption. In *International Conference on Machine Learning (ICML)*, 2024.

Appendix

Table of Contents

A	Design Rationale for Hyper-Parameter Selection in HybReNet Networks	26
B	ReLU’s Criticality Order in StageCh, BaseCh and HybReNet Networks	27
C	Adapting HybReNet Design to Criticality Order Variations	28
D	Depth-Based ReLU Equalization	29
E	Capacity-Criticality-Tradeoff	29
E.1	Investigating Capacity-Criticality-Tradeoff in HybReNets	29
E.2	Intuitive Explanation for Capacity-Criticality Tradeoff	31
F	Fine-grained ReLU Optimization on HybReNet Networks	31
G	Detailed Analysis of ReLU-Accuracy Pareto Points	32
H	Extended Discussion	33
H.1	Constraints for the Simultaneously Optimizing ReLU and FLOPs Efficiency	33
H.2	Achieving ReLU and FLOPs Efficiency in HybReNets by Regulating FLOPs in Deeper Layers	34
H.3	Explanation of Accuracy Saturation in StageCh Networks Through Deep Double Descent	34
H.4	Why RegNet and ConvNeXt Models are Selected for Our Case Study?	35
H.5	Potential of ReLU Equalization as a Unified Network Design Principle	35
I	Performance Comparison of HybReNets vs. Classical Networks for ReLU-reuse	36
J	Design of Experiments and Training Procedure	39
K	Network Architecture of HybReNets	40

A Design Rationale for Hyper-Parameter Selection in HybReNet Networks

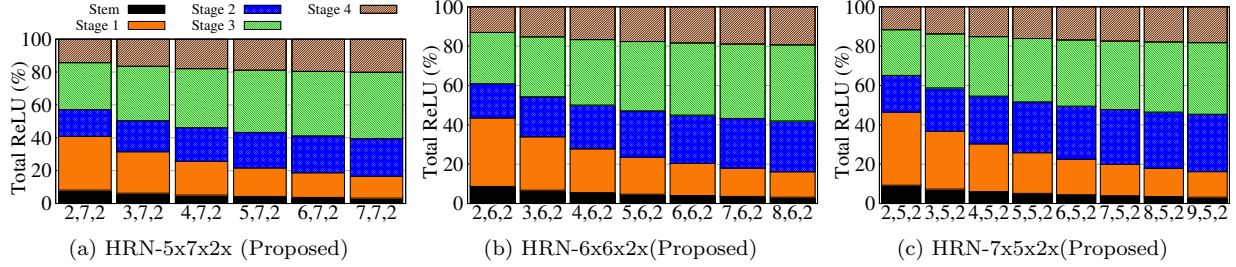


Figure 14: Analyzing ReLU’s distribution in HRNs by progressively increasing the α values from $\alpha=2$. Once the network achieves ReLU equalization—(5, 7, 2) for HRN-5x7x2x, (6, 6, 2) for HRN-6x6x2x, and (7, 5, 2) for HRN-7x5x2x—the ReLU’s distribution remains stable with increasing α value.

In this section, we explain our design decisions for choosing specific α , β , and γ in HybReNets. We selected the smallest α within a specified range for the given pairs of (β, γ) based on two primary considerations

Firstly, when the network attains ReLU equalization, the ReLU distribution becomes stable and remains constant as α grows. This stability is due to the fact that altering α has the least impact on the relative distribution of stagewise ReLUs compared to increasing β and γ (Figure 14). Specifically, increasing α results in a slight decrease in the proportion of Stage 1 ReLUs and a slight increase in the remaining stages.

Secondly, when ReLU optimization (Jha et al., 2021) is employed, increasing α in HRNs does not improve ReLU efficiency. Instead, it results in an inferior ReLU-accuracy tradeoff at lower ReLU counts (Figure 15).

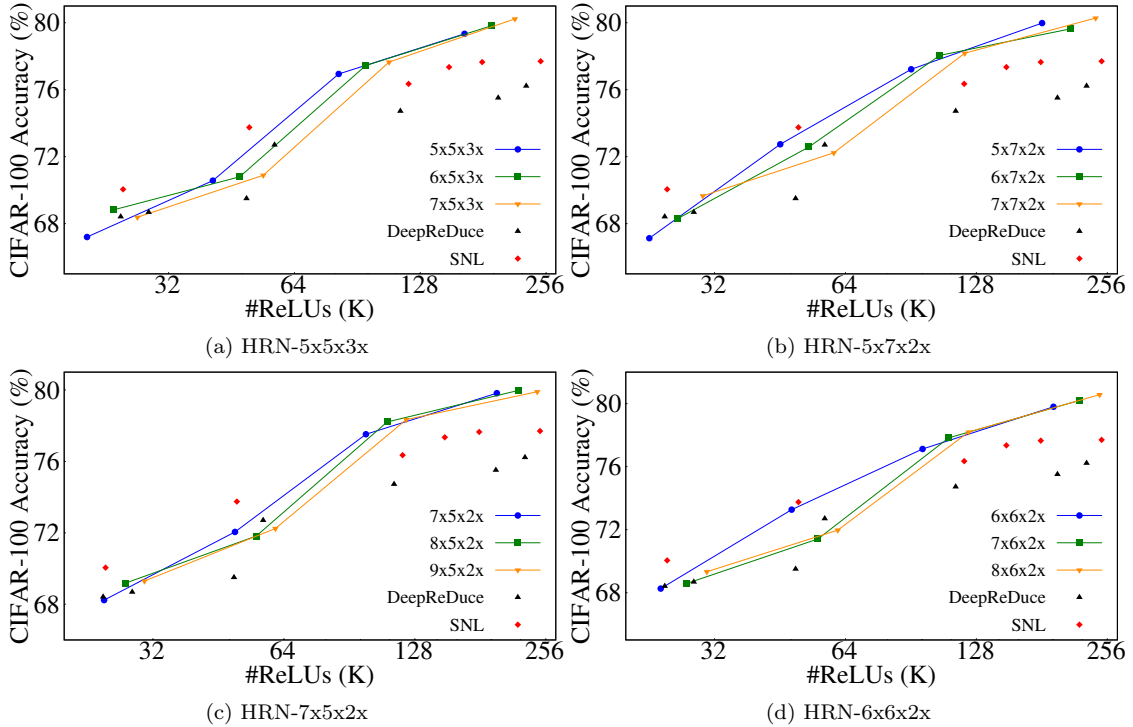


Figure 15: Effect of increasing α in HybReNets: The ReLU efficiency of networks with higher α does not improve; in fact, it significantly reduces at lower ReLU counts.

B ReLU's Criticality Order in StageCh, BaseCh and HybReNet Networks

Table 10: Evaluating stage-wise ReLU criticality in ResNet18 (R18) BaseCh and StageCh networks on CIFAR-100. Criticality metrics (C_k) are determined using the method from Jha et al. (2021). Both BaseCh and StageCh networks maintain the original ResNet18 criticality order: $S_3 > S_2 > S_4 > S_1$ (Higher C_k implies more critical ReLUs).

Networks	Stage1				Stage2				Stage3				Stage4			
	#ReLUs	Acc(%)	+KD(%)	C_k	#ReLUs	Acc(%)	+KD(%)	C_k	#ReLUs	Acc(%)	+KD(%)	C_k	#ReLUs	Acc(%)	+KD(%)	C_k
R18(m=16)-2x2x2x	81.92K	52.08	52.67	0.00	32.77K	61.24	62.10	7.39	16.38K	63.00	64.64	9.84	8.19K	58.09	59.70	6.07
R18(m=32)-2x2x2x	163.84K	59.19	60.19	0.00	65.54K	65.91	66.47	4.69	32.77K	65.7	67.28	5.55	16.38K	60.48	62.22	1.67
R18(m=64)-2x2x2x	327.68K	62.65	63.13	0.00	131.07K	67.18	68.32	3.69	65.54K	68.75	70.29	5.34	32.77K	62.63	63.47	0.27
R18(m=128)-2x2x2x	655.36K	62.34	64.15	0.00	262.14K	69.28	70.56	4.34	131.07K	71.25	72.04	5.61	65.54K	63.59	64.58	0.32
R18(m=256)-2x2x2x	1310.72K	64.81	65.22	0.00	524.29K	71.95	72.43	4.65	262.14K	72.69	73.77	5.79	131.07K	64.79	65.77	0.39
R18(m=16)-3x3x3x	81.92K	52.77	53.07	0.00	49.15K	64.93	65.67	9.59	36.86K	66.23	67.96	11.57	27.65K	61.74	63.43	8.21
R18(m=16)-4x4x4x	81.92K	52.19	52.20	0.00	65.54K	65.62	66.22	10.46	65.54K	67.82	69.16	12.66	65.54K	63.52	65.46	9.89
R18(m=16)-5x5x5x	81.92K	50.38	50.65	0.00	81.92K	66.10	66.63	11.74	102.40K	70.17	70.64	14.46	128.00K	64.86	65.43	10.52
R18(m=16)-6x6x6x	81.92K	50.60	51.53	0.00	98.30K	66.74	67.11	11.30	147.46K	70.67	72.09	14.49	221.18K	65.22	66.43	10.21
R18(m=16)-7x7x7x	81.92K	50.93	49.07	0.00	114.69K	66.59	67.89	13.50	200.70K	72.08	73.33	16.74	351.23K	65.95	67.88	12.48

It remains intriguing to examine whether the ReLU's criticality order in baseline networks, such as ResNet18, remains consistent when the network width is modified, specifically in the BaseCh, StageCh, and HRN variations. To explore this, we computed the stagewise criticality metric for ResNet18 BaseCh and StageCh networks (Table 10), and HRN networks with α values between 2 and 7 (Table 11). Interestingly, the criticality order of the standard ResNet18 remains preserved in BaseCh and StageCh models, as well as in all HRNs, except for those with $\alpha=2$ (HRN-2x5x3x, HRN-2x5x2x, HRN-2x6x2x, and HRN-2x7x2x). Specifically, in HRNs with $\alpha=2$, the criticality order of Stage2 and Stage3 is shuffled, while the most and least critical stages remain unchanged (i.e., $S_3 > S_2 > S_4 > S_1$). To account for this altered criticality order, we recomputed α , β , and γ using Algorithm 1, resulting in two HRNs: HRN-2x6x3x and HRN-2x9x2x. However, the criticality order in these two HRNs did not adapt to the altered criticality order (highlighted in green in Table 11).

Table 11: Evaluating stage-wise ReLU criticality in ResNet18-based HRN networks with α values from 2 to 7 on CIFAR-100. Criticality metrics (C_k) for each stage are determined using the method in Jha et al. (2021). Except for $\alpha=2$, all HRN networks maintain the original ResNet18 criticality order ($S_3 > S_2 > S_4 > S_1$). HRNs with the minimum α , β , and γ required for full ReLU equalization are highlighted in gray. The HRNs highlighted in green are designed for a different criticality order: $S_3 > S_4 > S_2 > S_1$.

Networks	Stage1				Stage2				Stage3				Stage4			
	#ReLUs	Acc(%)	+KD(%)	C_k	#ReLUs	Acc(%)	+KD(%)	C_k	#ReLUs	Acc(%)	+KD(%)	C_k	#ReLUs	Acc(%)	+KD(%)	C_k
HRN-2x7x2x	81.92K	52.14	53.39	0.00	32.77K	61.63	61.59	6.42	57.34K	68.44	69.82	12.37	28.67K	62.15	63.40	7.91
HRN-3x7x2x	81.92K	51.61	53.29	0.00	49.15K	64.46	65.26	9.11	86.02K	69.88	70.77	12.80	43.01K	63.10	64.17	8.36
HRN-4x7x2x	81.92K	51.28	49.42	0.00	65.54K	65.93	66.47	12.72	114.69K	70.94	72.16	16.32	57.34K	63.70	64.77	11.56
HRN-5x7x2x	81.92K	49.82	48.36	0.00	81.92K	66.17	67.59	14.13	143.36K	71.40	72.18	16.83	71.68K	64.10	65.35	12.60
HRN-6x7x2x	81.92K	51.23	48.48	0.00	98.30K	66.88	68.06	14.20	172.03K	71.86	72.73	16.91	86.02K	64.15	65.75	12.64
HRN-7x7x2x	81.92K	50.11	52.40	0.00	114.69K	66.92	68.29	11.40	200.70K	71.69	73.16	14.32	100.35K	63.82	65.53	9.51
HRN-2x6x2x	81.92K	52.29	53.19	0.00	32.77K	61.62	62.00	6.90	49.15K	67.36	69.51	12.43	24.58K	61.64	63.25	8.04
HRN-3x6x2x	81.92K	52.50	52.80	0.00	49.15K	64.50	65.64	9.78	73.73K	68.61	70.96	13.44	36.86K	62.77	64.09	8.77
HRN-4x6x2x	81.92K	53.23	53.32	0.00	65.54K	65.74	66.03	9.48	98.30K	70.47	71.54	13.22	49.15K	63.59	64.82	8.76
HRN-5x6x2x	81.92K	50.79	51.64	0.00	81.92K	66.89	67.27	11.48	122.88K	70.33	71.50	14.18	61.44K	63.97	64.94	9.97
HRN-6x6x2x	81.92K	50.01	50.59	0.00	98.30K	66.57	67.94	12.58	147.46K	71.18	72.59	15.51	73.73K	64.13	65.39	10.95
HRN-7x6x2x	81.92K	51.01	49.64	0.00	114.69K	66.74	68.57	13.58	172.03K	71.84	72.84	16.18	86.02K	64.54	65.16	11.36
HRN-2x5x2x	81.92K	52.03	53.05	0.00	32.77K	61.60	61.76	6.82	40.96K	66.64	68.29	11.75	20.48K	61.02	62.58	7.71
HRN-3x5x2x	81.92K	53.43	52.61	0.00	49.15K	64.57	65.71	9.97	61.44K	68.40	69.93	12.98	30.72K	62.32	63.42	8.51
HRN-4x5x2x	81.92K	52.65	52.33	0.00	65.54K	65.60	66.89	10.86	81.92K	69.81	70.85	13.61	40.96K	63.14	63.94	8.95
HRN-5x5x2x	81.92K	49.15	51.16	0.00	81.92K	66.26	67.47	11.98	102.40K	70.15	71.69	14.85	51.20K	63.55	64.67	10.26
HRN-6x5x2x	81.92K	49.06	52.10	0.00	98.30K	66.56	68.08	11.59	122.88K	71.33	71.85	14.10	61.44K	63.59	64.89	9.59
HRN-7x5x2x	81.92K	51.58	51.93	0.00	114.69K	66.94	67.89	11.45	143.36K	70.79	72.87	14.79	71.68K	64.02	65.23	9.86
HRN-2x5x3x	81.92K	52.36	53.68	0.00	32.77K	61.39	61.30	5.97	40.96K	66.78	68.17	11.17	30.72K	62.01	63.83	7.99
HRN-3x5x3x	81.92K	51.05	52.89	0.00	49.15K	64.64	65.10	9.30	61.44K	68.87	70.14	12.93	46.08K	63.66	64.32	8.74
HRN-4x5x3x	81.92K	51.57	50.62	0.00	65.54K	65.66	66.06	11.52	81.92K	69.12	70.13	14.33	61.44K	63.64	65.58	11.21
HRN-5x5x3x	81.92K	50.22	52.41	0.00	81.92K	66.42	67.55	11.12	102.40K	70.15	70.97	13.42	76.80K	64.21	65.59	9.73
HRN-6x5x3x	81.92K	50.28	50.45	0.00	98.30K	65.95	67.61	12.45	122.88K	70.68	71.29	14.88	92.16K	64.37	65.87	11.23
HRN-7x5x3x	81.92K	50.12	50.31	0.00	114.69K	66.85	67.95	12.66	143.36K	71.20	71.87	15.23	107.52K	64.72	65.58	11.01
HRN-2x9x2x	81.92K	51.86	53.22	0.00	32.77K	61.13	61.65	6.60	73.73K	69.46	70.28	12.63	36.86K	62.53	64.25	8.57
HRN-2x6x3x	81.92K	52.75	52.85	0.00	32.77K	61.33	61.44	6.73	49.15K	67.36	68.76	12.11	36.86K	62.69	64.59	9.12

C Adapting HybReNet Design to Criticality Order Variations

We conducted an exhaustive characterization of HRN networks designed for the prevalent criticality order: Stage3 > Stage2 > Stage4 > Stage1. However, we observed that the criticality order of Stage2 and Stage4 can change in some instances, such as when using HRNs with $\alpha=2$ or when applying ResNet18/ResNet34 on TinyImageNet (Jha et al., 2021). In these cases, the criticality order shifts to Stage3 > Stage4 > Stage2 > Stage1. This raises the question of whether running the criticality test for every baseline network on different datasets is necessary.

To address this, we compared the ReLU-accuracy performance of HRN networks designed with two different criticality orders. Using the DeepReShape algorithm (Algorithm 1), we designed HybReNets for the alternative criticality order of Stage3 > Stage4 > Stage2 > Stage1.

$$\begin{aligned} \#ReLU s(S_3) &> \#ReLU s(S_4) > \#ReLU s(S_2) > \#ReLU s(S_1) \\ \implies \phi_3\left(\frac{\alpha\beta}{16}\right) &> \phi_4\left(\frac{\alpha\beta\gamma}{64}\right) > \phi_2\left(\frac{\alpha}{4}\right) > \phi_1 \end{aligned}$$

ReLU equalization through width ($\phi_1 = \phi_2 = \phi_3 = \phi_4 = 2$, and $\alpha \geq 2, \beta \geq 2, \gamma \geq 2$):

$$\implies \frac{\alpha\beta}{16} > \frac{\alpha\beta\gamma}{64} > \frac{\alpha}{4} > 1 \implies \alpha\beta > 16, \alpha > 4, \alpha\beta\gamma > 64, \beta > 4, \beta\gamma > 16, \text{ and } \gamma < 4$$

Solving the above compound inequalities provides the following range of β and γ at two different γ

$$\text{At } \gamma = 2, \beta > 8 \text{ \& } \alpha > 4; \text{ and at } \gamma = 3, \beta > 5 \text{ \& } \alpha > 4$$

Solving these inequalities provides the following ranges for β and γ at different γ values:

- At $\gamma = 2$: $\beta > 8$ and $\alpha > 4$
- At $\gamma = 3$: $\beta > 5$ and $\alpha > 4$

HRNs with the minimum values of α , β , and γ that satisfy the ReLU equalization for the altered criticality order (Stage3 > Stage4 > Stage2 > Stage1) are HRN-5x6x3x and HRN-5x9x2x. For lower ReLU counts, we select HRNs with $\alpha=2$, (i.e., HRN-2x6x3x and HRN-2x9x2x). We compare the ReLU-accuracy tradeoffs of these HRNs with those designed for the prevalent criticality order using both coarse-grained ReLU optimization (DeepReDuce) and fine-grained ReLU optimization (SNL).

The results (Figure 16) show that the performance of HRNs for both criticality orders is similar with coarse-grained optimization on CIFAR-100. However, with fine-grained optimization, there is a noticeable accuracy gap. Specifically, HRN-2x5x3x and HRN-2x7x2x outperform HRN-2x6x3x and HRN-2x9x2x by a small but discernible margin. On TinyImageNet, HRN-5x6x3x and HRN-5x9x2x perform similarly, except that HRN-5x5x3x outperforms at some intermediate ReLU counts.

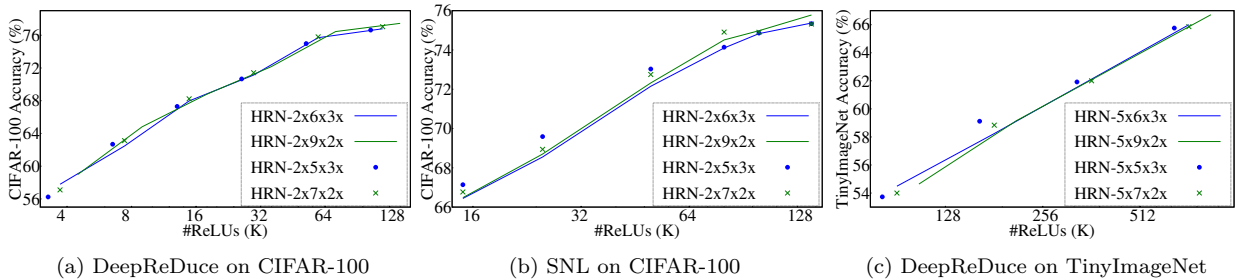


Figure 16: Performance comparison of HRNs designed for the altered criticality order (Stage3 > Stage4 > Stage2 > Stage1) with $\beta=6$ & 9, and HRNs designed for the prevalent criticality order (Stage3 > Stage2 > Stage4 > Stage1) with $\beta=5$ & 7. Overall, the latter exhibit slightly better performance than the former.

D Depth-Based ReLU Equalization

ReLU equalization through width in HybReNets has two effects: increasing the network’s complexity per unit of nonlinearity (measured as parameters and FLOPs per unit of ReLU) and aligning the ReLU distribution according to their criticality order. To analyze these effects independently, we applied ReLU equalization through depth and augmented the base channel counts to increase parameters and FLOPs per unit of ReLU.

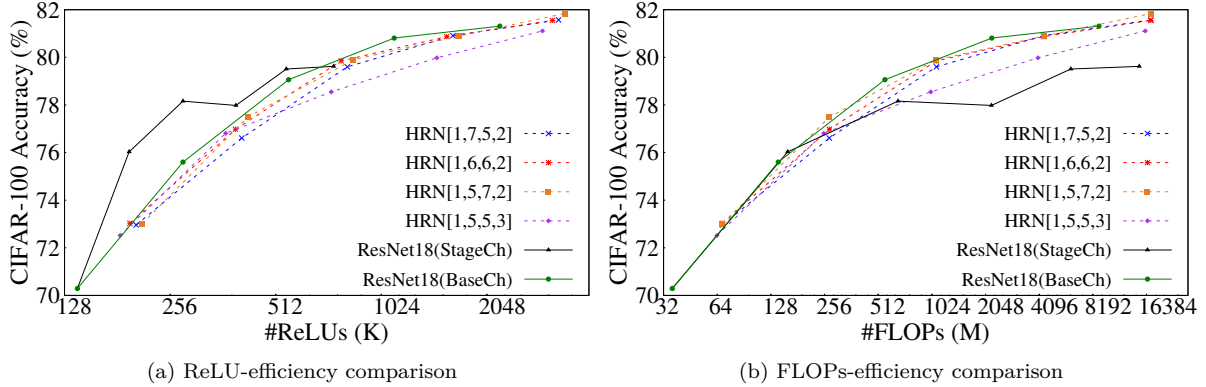


Figure 17: Efficacy of depth-based ReLU equalization, performed using depth hyper-parameters, i.e., stage-compute-ratios (modified values shown in brackets $[\phi_1, \phi_2, \phi_3, \phi_4]$). These depth-based HRNs show similar or worse ReLU and FLOPs efficiency compared to *BaseCh* networks, highlighting the effectiveness of width adjustments through α , β , and γ for ReLU equalization in width-based HybReNets.

We use ResNet18 with $m=16$ and fixed $\alpha=\beta=\gamma=2$ while setting the stage-compute-ratios $(\phi_1, \phi_2, \phi_3, \phi_4)$ as design hyperparameters. Using Algorithm 1 for ReLU equalization, we solved compound inequalities to determine the depth hyperparameters. We determine depth hyperparameters $(\phi_1, \phi_2, \phi_3, \phi_4) \in \{(1,5,5,3); (1,5,7,2); (1,6,6,2); (1,7,5,2)\}$ corresponding to the minimum values enabling ReLU equalization, resulting in a network global depth $(\phi_1+\phi_2+\phi_3+\phi_4)$ of 14. We then varied $m \in \{16, 32, 64, 128, 256\}$ to increase parameters and FLOPs per unit of ReLU in BaseCh networks.

The experimental results, shown in Figure 17, compare the ReLU and FLOPs efficiency with BaseCh and StageCh networks. ReLU and FLOPs efficiency of the derived networks were either similar to or worse than the BaseCh networks. For example, HRN[1,5,5,3] exhibits inferior ReLU (FLOPs) efficiency at higher ReLU (FLOPs) counts compared with BaseCh networks. This underscores the significance of ReLU equalization through width adjustment by altering α , β , and γ , and demonstrates that *ReLU equalization alone does not yield the desired benefits in HybReNets*.

E Capacity-Criticality-Tradeoff

E.1 Investigating Capacity-Criticality-Tradeoff in HybReNets

We conducted additional experiments on various HybReNets to further investigate the Capacity-Criticality Tradeoff phenomenon observed in Figure 6. We progressively reduced the α values in all the HRNs, increasing the proportion of the network’s ReLUs in Stage1 (see Table 11). For example, HRN-6x6x2x, HRN-4x6x2x, and HRN-2x6x2x have Stage1 ReLU fractions of 20.4%, 27.8%, and 43.5%, respectively.

We employed both the coarse-grained (DeepReDuce) and fine-grained (SNL) ReLU optimization methods on all the HRNs variants, and the results are shown in Figure 18. Consistent with trends in Figure 6, the wider versions of all four HRNs outperform at higher ReLU counts, while HRNs with $\alpha=2$, having a higher proportion of Stage1 ReLUs, excel at lower ReLU counts. For instance, HRN-6x6x2x and HRN-4x6x2x outperform HRN-2x6x2x at higher ReLU counts, whereas HRN-2x6x2x excels at lower ReLU counts.

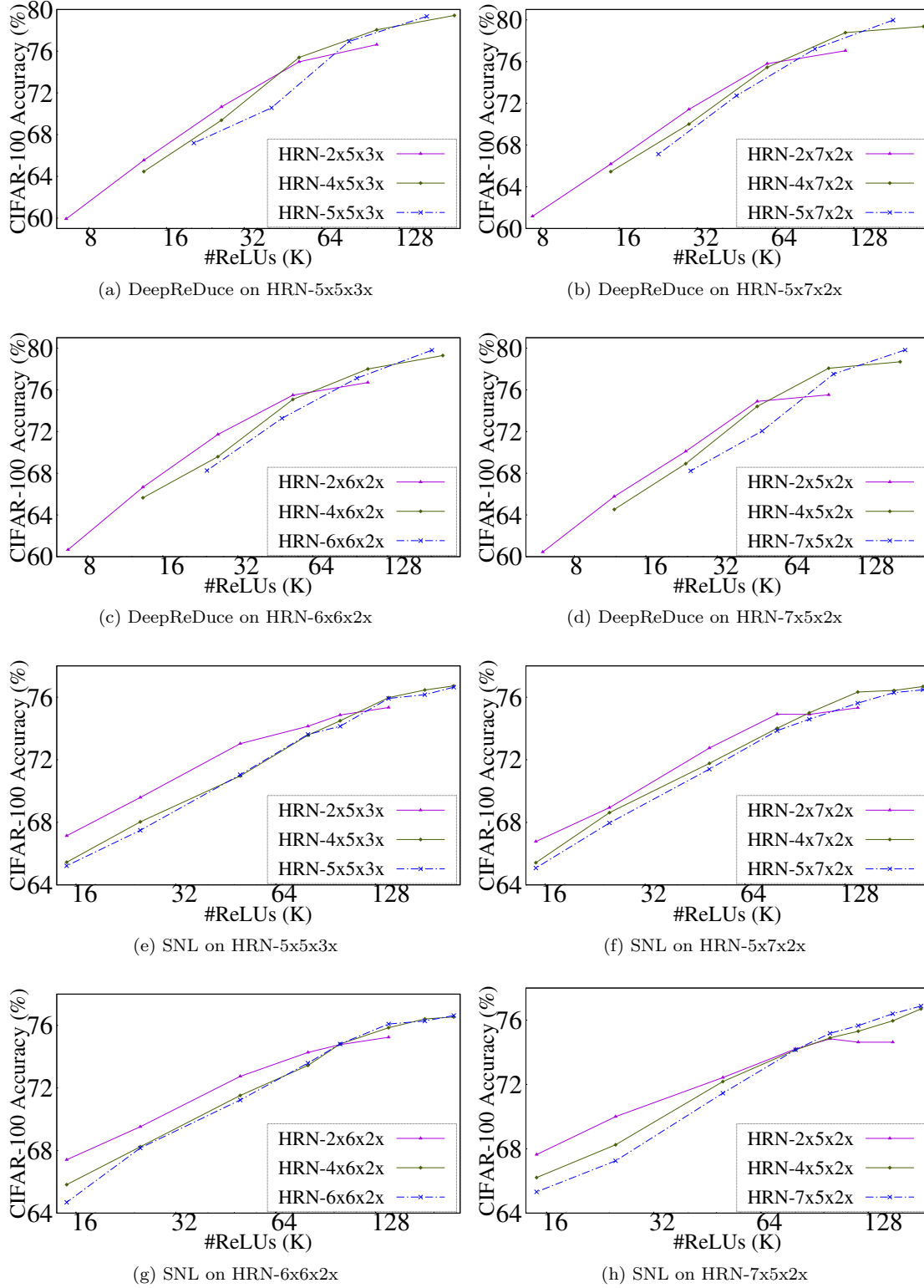


Figure 18: Capacity-Criticality Tradeoff in HRN networks for coarse/fine-grained ReLU optimization DeepReDuce/SNL. HRN networks with lower α possess higher proportion of Stage1 (the least-critical) network’s ReLU, and exhibit superior performance at lower ReLU counts.

E.2 Intuitive Explanation for Capacity-Criticality Tradeoff

In classical CNNs such as ResNet18 and WRN22x8, networks with a higher proportion of least-critical (Stage1) ReLUs tend to have lower overall ReLU counts. For example, WRN22x8 and ResNet18, used in SNL (Cho et al., 2022b) and SENet (Kundu et al., 2023), have total ReLU counts of 1392.6K and 557K, respectively, with 58.8% and 48.2% of the network’s ReLUs in Stage1. This trend is also consistent in HybReNets: HRN-6x6x2x, HRN-4x6x2x, and HRN-2x6x2x have ReLU counts of 401.4K, 294.9K, and 188.4K, with 43.5%, 27.8%, and 20.4% of ReLUs in Stage1, respectively. This raises the question: *what drives better performance at lower ReLU counts*—the proportion of Stage1 ReLUs or the network’s total ReLU count?

To investigate this, we compared the performance of networks with the opposite trend: networks with higher ReLU counts and a higher proportion of Stage1 ReLUs. Specifically, we selected ResNet34 and a ReLU efficient variant of ResNet18, ResNet18($m = 16$)-4x4x4x, having a uniform ReLU distribution and used in prior PI-specific network optimization methods Ghodsi et al. (2020); Cho et al. (2022a). The results in Table 12 show that despite having $3.5\times$ fewer ReLUs, compared to ResNet34, ResNet18($m = 16$)-4x4x4x starts performing worse below 50K ReLU counts. This is due to a lower percentage (29.41%) of Stage1 ReLUs in ResNet18($m = 16$)-4x4x4x compared to ResNet34 (47.46%).

Network	#ReLUs	Stage1(%)	180K	100K	50K	15K
ResNet34	966.7K	47.46	76.35%	74.55%	72.07%	66.46%
4x4x4x	278.5K	29.41	77.08%	75.03%	71.38%	64.77%

Table 12: Performance comparison (using SNL ReLU optimization) between ResNet34 and a ResNet18 variant (ResNet18($m=16$)-4x4x4x) having a uniform distribution of ReLUs. Stage1(%) indicates the fraction of the network’s ReLUs in Stage1. Despite having $3.5\times$ fewer ReLUs, the performance of ResNet18($m=16$)-4x4x4x remains inferior to ResNet34 when the ReLU count falls below 50K. This suggests that the *key determinant* for superior performance at very low ReLU counts is the fraction of least-critical ReLUs, rather than the network’s total ReLU count.

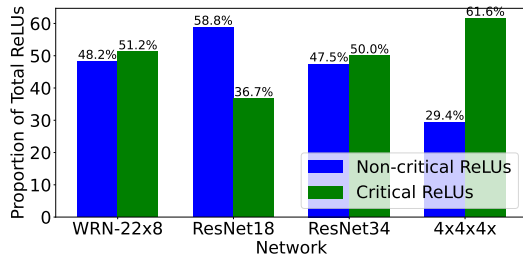


Figure 19: Networks with a higher fraction of least-critical (i.e., Stage1) ReLUs, such as ResNet18 and ResNet34, drop a smaller fraction of their critical ReLUs. In contrast, WRN22x8 and 4x4x4x drop a larger fraction of their critical ReLUs to achieve a ReLU count of 25K. This occurs *regardless* of their initial ReLU counts in baseline network.

To understand why a higher fraction of Stage1 ReLUs leads to better performance at lower ReLU counts, we examined the ReLU dropping strategies used in prior ReLU optimization techniques (Kundu et al., 2023; Cho et al., 2022b; Jha et al., 2021). They consistently showed that Stage1 ReLUs are the least critical and are dropped first to achieve very low ReLU counts. Consequently, networks with a higher proportion of least-critical ReLUs drop a smaller fraction of their critical ReLUs when aiming for very low ReLU counts. This is illustrated in Figure 19, where WRN22x8 and ResNet18($m = 16$)-4x4x4x drop a higher fraction of their critical ReLUs compared to ResNet18 and ResNet34 to reach a ReLU count of 25K. Dropping a higher fraction of critical ReLUs leads to significant accuracy loss and inferior performance. This explains why prior work (Kundu et al., 2023; Cho et al., 2022b) used ResNet18 as a backbone network for ReLU optimization at lower ReLU counts and WRN22x8 at higher ReLU counts.

This observation aligns with findings from Yosinski et al. (2014), which showed that neurons in the middle layers of a network (Stage2 and Stage3) exhibit fragile co-adaptation, making them difficult to relearn. Therefore, dropping more ReLUs from these stages in networks with fewer least—critical (Stage1) ReLUs disrupts the fragile co-adaptation and significantly reduces performance.

F Fine-grained ReLU Optimization on HybReNet Networks

We employed SNL ReLU optimization (Cho et al., 2022b) on HybReNets to examine the efficacy of fine-grained ReLU optimization on these networks. The results, presented in Figure 20, show that HRNs with SNL ReLU optimization are inferior to the (vanilla) SNL, the ReLU-Accuracy Pareto points reported in Cho et al.

(2022b) (which used WRN22x8 (for $\# \text{ReLUs} > 100\text{K}$) and ResNet18 (for $\# \text{ReLUs} \leq 100\text{K}$) as backbone networks). To further investigate, we first performed ReLU-Thinning, where ReLUs from alternate layers are removed, and then employed SNL ReLU optimization. Employing SNL on ReLU-Thinned HRNs results in an *accuracy boost* of up to **3%** (on CIFAR-100) across all ReLU counts, achieving performance comparable to vanilla SNL. This underscores the significance of ReLU Thinning even for fine-grained ReLU optimization.

These findings are consistent with observations made in Figure 7 and Table 5, demonstrating the limitations of SNL when the distribution of ReLUs is changed, the proportion of Stage1 ReLUs decreases and that in other stages increases. This implies that the benefits of fine-grained ReLU optimization are contingent upon the higher proportion of least-critical ReLUs in the network.

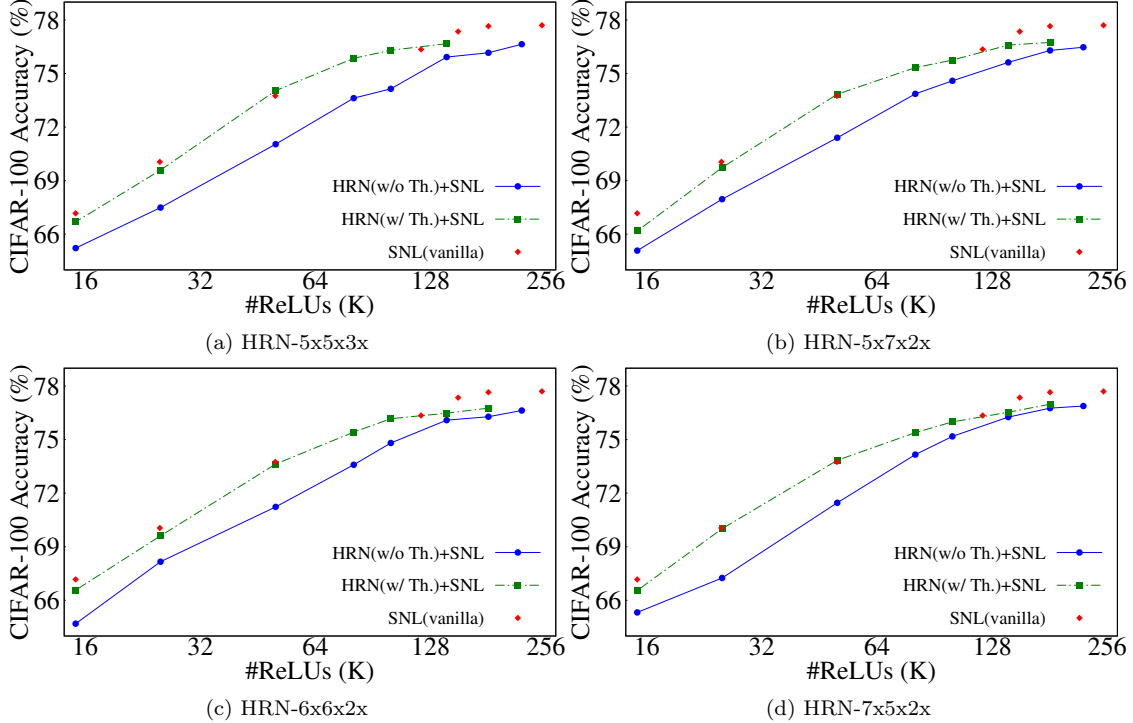


Figure 20: HybReNets with fine-grained ReLU optimization: HRNs using SNL (fine-grained) ReLU optimization exhibit inferior ReLU-Accuracy tradeoff compared to the vanilla SNL, employed on ResNet18 and WRN22x8 (Cho et al., 2022b). Interestingly, using ReLU-Thinning (a coarse-grained optimization step used in DeepReDuce) before SNL optimization yields performance on par with the vanilla SNL. This highlights the significance of ReLU Thinning in ReLU optimization, even in the context of fine-grained ReLU optimization.

To better understand the effectiveness of ReLU Thinning in the context of fine-grained ReLU optimization, we analyzed the total number of ReLUs within a network before and after applying the optimization. For instance, in the HRN-5x7x2x model, the SNL algorithm identified 50K essential ReLUs from an initial pool of 363.5K ReLUs, subsequently eliminating 313.5K ReLUs. However, when ReLU-Thinning is applied prior to SNL optimization, the SNL algorithm finds 50K critical ReLUs from a reduced pool of 181.25K ReLUs and dropped 131.25K ReLUs. This is because Thinning eliminates half of the network’s ReLUs from alternating layers, regardless of their criticality. Thus, ReLU Thinning effectively reduces the search space required to identify critical ReLUs, resulting in an accuracy boost of 2.44% on CIFAR-100.

G Detailed Analysis of ReLU-Accuracy Pareto Points

In this section, we describe the ReLU optimization steps used to construct ReLU-Accuracy Pareto frontier shown in Figure 11 (a,b) and Table 7. When employing ReLU-reuse, we fixed $m=16$; however, the network’s

FLOPs count reduces due to the group-wise convolution. For instance, HRN-2x6x3x with a ReLU-reuse factor of four has 370.1M FLOPs, while the baseline HRN-2x6x3x ($m=16$) network has 527.4M FLOPs, when used on CIFAR-100 (see Table 14). However, due to specific implementation constraints of group convolution in Microsoft SEAL (SEAL), we calculated the HE latency without considering the FLOP reduction from group convolution in ReLU-reuse.

Table 13: Network configurations and ReLU optimization steps employed for the HybReNet points in Table 7. Accuracies (TinyImageNet) are separately shown for vanilla KD (Hinton et al., 2015) and DKD (Zhao et al., 2022), highlighting the benefits of improved architectural design and distillation method. Re2 denotes ReLU-reuse, and used for efficient PI at very low ReLU counts.

HybReNet	m	ReLU optimization steps			#ReLU	#FLOPs	Accuracy(%)		Acc./ReLU
		Culled	Thinned	Re2			KD	DKD	
5x5x3x	16	NA	S1+S2+S3+S4	NA	653.3K	4216.4M	65.76	67.58	0.10
2x5x3x	32	S1	S2+S3+S4	NA	417.8K	2841.7M	64.11	66.10	0.16
5x5x3x	8	NA	S1+S2+S3+S4	NA	326.6K	1055.4M	61.92	64.92	0.20
2x5x3x	8	S1	S2+S3+S4	NA	104.4K	178.9M	56.37	58.90	0.56
2x5x3x	16	S1	S2+S3+S4	4	52.2K	486.3M	53.13	54.46	1.04

Table 14: Network configurations and ReLU optimization steps employed for the Pareto points in Figure 11 (a,b), along with and the HybReNet points used for the comparison with SOTA PI methods and ConvNeXt-V2 (Woo et al., 2023) as illustrated in Table 14. Re2 denotes ReLU-reuse, a key method in achieving significantly reduced ReLU counts.

	Nets	m	ReLU optimization steps			#ReLU	#FLOPs	Accuracy(%)		Acc./ReLU
			Culled	Thinned	Re2			KD	DKD	
CIFAR-100	HybReNet	4x6x3x 16	NA	S1+S2+S3+S4	NA	317.4K	2061.1M	80.14	81.36	0.26
		2x6x3x 16	S1	S2+S3+S4	NA	134.1K	527.4M	78.80	79.56	0.59
		2x6x3x 8	S1	S2+S3+S4	NA	67.1K	132.2M	74.84	76.91	1.15
		2x6x3x 16	S1	S2+S3+S4	4	33.5K	370.1M	70.93	73.89	2.21
		2x6x3x 16	S1	S2+S3+S4	8	16.6K	394.8M	68.17	69.70	4.19
		2x6x3x 16	S1	S2+S3+S4	16	8.3K	413.4M	62.44	64.65	7.78
TinyImageNet	HybReNet	4x6x3x 16	NA	S1+S2+S3+S4	NA	1269.8K	8244.2M	68.90	70.29	0.06
		4x6x3x 12	NA	S1+S2+S3+S4	NA	952K	4638.8M	68.16	69.15	0.07
		2x6x3x 16	S1	S2+S3+S4	NA	536.6K	2109.4M	66.29	67.48	0.13
		2x6x3x 12	S1	S2+S3+S4	NA	402K	1187.5M	64.51	65.77	0.16
		2x6x3x 8	S1	S2+S3+S4	NA	268.3K	528.6M	60.97	64.02	0.24
		2x6x3x 16	S1	S2+S3+S4	4	134.1K	1480.1M	57.84	61.52	0.46
		2x6x3x 16	S1	S2+S3+S4	8	67.1K	1579.2M	54.47	56.24	0.84
		2x6x3x 16	S1	S2+S3+S4	16	33.5K	1653.5M	49.13	49.96	1.49
	ConvNeXt	T 96	S1	S2+S3+S4	NA	1622K	11801M	68.32	69.85	0.04
		N 80	S1	S2+S3+S4	NA	1278K	9080.2M	66.73	68.75	0.05
		P 64	S1	S2+S3+S4	NA	720.9K	3435.7M	65.42	67.08	0.09
		F 48	S1	S2+S3+S4	NA	540.7K	1935M	64.23	65.72	0.12
		A 40	S1	S2+S3+S4	NA	450.6K	1345.1M	63.23	64.08	0.14

H Extended Discussion

H.1 Constraints for the Simultaneously Optimizing ReLU and FLOPs Efficiency

Classical CNNs often follow the convention of doubling the filter count when downsampling feature maps by a factor of two to prevent representational bottlenecks (Szegedy et al., 2016). This results in a fixed stagewise channel multiplication factor of $\alpha = \beta = \gamma = 2$ for most classical networks. Even in the design

of state-of-the-art FLOPs-efficient vision models, such as RegNet (Radosavovic et al., 2020), the stagewise channel multiplication factors are restricted to $1.5 \leq (\alpha, \beta, \gamma) \leq 3$. Conventionally, network design paradigms prioritize FLOPs efficiency, so the stagewise multiplication factor is typically conservative since the FLOPs count has a quadratic dependence on the channel counts.

To optimize both ReLU and FLOPs efficiency under PI constraints, higher α and β values and a lower γ value are required (see Figure 3(e,f)). Restricting α , β , and γ in classical FLOPs efficient networks (e.g., ResNet and WideResNets) primarily harms the network’s ReLU efficiency. Also, the prior approach of designing ReLU-efficient networks by increasing α , β , and γ homogeneously (e.g., $\alpha = \beta = \gamma = 4$ in Ghodsi et al. (2020); Cho et al. (2022a)) results in poor FLOPs efficiency due to higher γ .

H.2 Achieving ReLU and FLOPs Efficiency in HybReNets by Regulating FLOPs in Deeper Layers

ReLU equalization in a four-stage network imposes specific constraints on β and γ values, with $\beta\gamma < 16$ and $\gamma < 4$. These constraints effectively limit the explosion of FLOPs in deeper layers, making HRN networks more FLOPs efficient than their StageCh counterparts, which use homogeneous sets of α , β , and γ . This homogeneity in StageCh networks leads to a rapid increase in FLOPs due to the multiplicative effect of stagewise multiplication factors. Hence, even a slight increase in these factors can significantly increase FLOPs count, especially in deeper layers.

To illustrate this, we computed the normalized FLOPs in ResNet18-based StageCh networks and compared them with HRNs. The normalized FLOPs in Stage3 and Stage4 of ResNet18 are expressed as $\frac{\alpha^2\beta^2}{16}$ and $\frac{\alpha^2\beta^2\gamma^2}{64}$, respectively. Thus, a network with $\gamma=2$ would have equal FLOPs in Stage3 and Stage4. This is evident from the normalized FLOPs ratios in HRN-5x7x2x, HRN-7x5x2x, and HRN-6x6x2x (Table 15).

In particular, the constraints on γ (i.e., $\gamma < 4$) keep the ReLU count of Stage4 lower than that of Stage3 (the most critical stage), and restrict the FLOPs in Stage4. While further limiting α and β values can reduce the network’s FLOPs, this would also reduce the proportion of the most critical (Stage3) ReLUs. Therefore, unlike StageCh networks, a criticality-aware design streamlines both the ReLU and FLOPs in networks by preventing superfluous FLOPs in deeper layers and *maximizes the FLOPs utilization for a given ReLU count*.

Table 15: Stagewise FLOPs and ReLU trend variations with α , β , and γ in (ReLU-efficient) StageCh and HRNs. The least (most) critical ReLUs are colored in red (blue). Evidently, ReLU equalization in HRNs restricts the growth of FLOPs in deeper layers, achieving ReLU efficiency comparable to StageCh networks but with fewer FLOPs. *This enables the right balance between ReLU and FLOPs efficiency in HRNs.*

	Stage1	Stage2	Stage3	Stage4				
					$(\alpha, \beta, \gamma)=2$	$2 < (\alpha, \beta, \gamma) < 4$	$(\alpha, \beta, \gamma)=4$	$(\alpha, \beta, \gamma) > 4$
FLOPs	1	$\frac{\alpha^2}{4}$	$\frac{\alpha^2\beta^2}{16}$	$\frac{\alpha^2\beta^2\gamma^2}{64}$	Layerwise FLOPs	constant	increasing (\uparrow)	increasing ($\uparrow\uparrow$)
ReLUs	1	$\frac{\alpha}{4}$	$\frac{\alpha\beta}{16}$	$\frac{\alpha\beta\gamma}{64}$	Layerwise ReLUs	decreasing ($\downarrow\downarrow$)	decreasing (\downarrow)	constant
	$(\alpha, \beta, \gamma) = (2, 2, 2)$				$(\alpha, \beta, \gamma) = (3, 3, 3)$			
FLOPs	64	64	64	64	64	144	324	729
ReLUs	64	32	16	8	64	48	36	27
	$(\alpha, \beta, \gamma) = (4, 4, 4)$				$(\alpha, \beta, \gamma) = (6, 6, 6)$			
FLOPs	64	256	1024	4096	64	576	2500	5625
ReLUs	64	64	64	64	64	96	100	75
	HRN-5x7x2x				HRN-7x5x2x			
FLOPs	64	400	4900	4900	64	784	4900	4900
ReLUs	64	80	140	70	64	112	140	70
	HRN-6x6x2x				HRN-5x5x3x			
FLOPs	64	576	5184	5184	64	400	2500	5625
ReLUs	64	96	144	72	64	80	100	75

H.3 Explanation of Accuracy Saturation in StageCh Networks Through Deep Double Descent

A distinct trend in the ReLU-Accuracy tradeoff has been observed (see Figure 3(a,b)) as the width of models increases by augmenting α , β , and γ . Specifically, accuracy initially increases with increasing values of α , β , and γ , reaches a saturation point, then increases again at higher ReLU counts. This trend is more prominent in models with smaller depth, such as ResNet18, and disappears in deeper models such as ResNet56, where performance does not improve once accuracy saturated.

The observed saturation trend in the ReLU-Accuracy tradeoff can be explained by the “model-wise deep double descent” phenomenon, which becomes more pronounced with higher label noise (Belkin et al., 2019; Nakkiran et al., 2021; Somepalli et al., 2022). In particular, with label noise, a U-shaped curve appears in the classical (under-parameterized) regime due to a bias-variance tradeoff. Whereas, in the over-parameterized regime, accuracy improves due to the regularization enabled by the strong inductive bias of the network. However, with zero label noise, the test error plateaus around the interpolation threshold, resulting in a flat trend similar to the one shown in Figure 3(a,b) instead of a U-shaped curve.

H.4 Why RegNet and ConvNeXt Models are Selected for Our Case Study?

RegNets are models designed using a semi-automated network design method, parameterized by the stage compute ratio ($\phi_1, \phi_2, \phi_3, \phi_4$), base channel count (m), and stagewise channel multiplication factors within the range $1.5 \leq (\alpha, \beta, \gamma) \leq 3$. In contrast, ConvNeXts are redesigned ResNets with modified values of m and $\phi_1, \phi_2, \phi_3, \phi_4$. For example, the ConvNeXt-T model has a stage compute ratio of [3, 3, 9, 3], different from the [3, 4, 6, 3] ratio used in ResNet34, and a base channel count of $m=96$, higher than the $m=64$ used in ResNet34. These unconstrained design choices in RegNets and the modified depth and width in ConvNeXt models make them suitable for our case study, where we investigate their impact on ReLU distribution and the balance between ReLU and FLOPs efficiency.

The original ConvNeXt model uses the PI-unfriendly GELU activation function Hendrycks & Gimpel (2016) and LayerNorm Ba et al. (2016), which require several approximations in ciphertext evaluation (Fan et al., 2022; Zimerman et al., 2024). Therefore, we adapted ResNet models to incorporate ConvNeXt features, specifically the stagewise channel allocation and the stage compute ratio from ConvNeXt models. For experiments with RegNets, we opted for the RegNet-x variant instead of RegNet-y, as the latter employs a sigmoid activation function in its squeeze-and-excitation blocks.

H.5 Potential of ReLU Equalization as a Unified Network Design Principle

Deep learning has advanced significantly in recent years with the development of sophisticated neural network architectures. Traditionally, researchers have relied on manual network design techniques, such as ResNet (He et al., 2016), ResNeXt (Xie et al., 2017), and ConvNeXt (Liu et al., 2022). Neural architecture search (NAS) methods (Liu et al., 2018; Tan & Le, 2019; Howard et al., 2019; Tan et al., 2019) have also shown promise.

However, these approaches have their own limitations. Manual techniques can become more complex and lead to suboptimal models as the number of design hyperparameters increases. NAS methods often lack interpretability and may not generalize beyond restricted settings. Moreover, both methods require substantial computational resources to find optimal design hyperparameters when designing networks from scratch.

A semi-automated design technique like RegNets (Radosavovic et al., 2020) offers an interpretable network design and automates the process of finding the optimal population of networks, generalizable across a wide range of settings. However, it still requires training thousands of models to iteratively narrow down the search space, making it expensive when models are designed from scratch.

We analyzed the ReLUs’ distribution in SOTA semi-automated models (RegNets) and manually designed models (ConvNeXt) and made the following observations:

- The specific values of width and depth hyperparameters, determined by a quantized linear function in RegNet models, position the networks’ ReLUs in their criticality order (see Figure 21(a))
- Similar to HRNs with $\alpha=2$, in ConvNeXt models, the distribution of ReLUs, except for Stage1, follows their criticality order.

In particular, the proportion of the most critical (Stage3) ReLUs increases from 20.3% in ResNet34 to 30.2% in ConvNeXt-T and 34.8% in ConvNeXt-N model while reducing the proportion of less critical ReLUs (see Figure 21(b)). The stagewise channel allocation in ConvNeXt models and HRNs (with $\alpha=2$) shows that both models allocate an identical number of channels in the deeper stages. HRNs allocate fewer channels during the initial stages. These observations demonstrate the generality of ReLU equalization as a design principle, even when designing FLOPs efficient models.

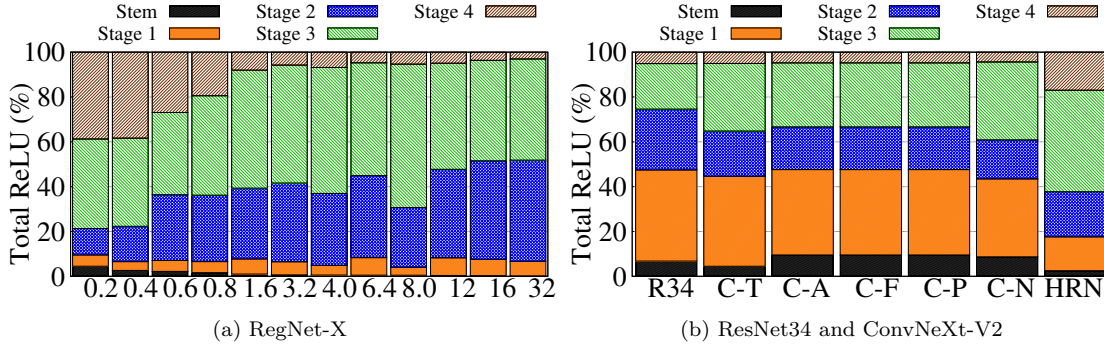


Figure 21: Analysis of ReLU’s distribution in RegNet-X and ConvNeXt-V2 architectures. In all RegNet-X models, ReLUs are arranged precisely according to their criticality order. ConvNeXt models, including their T, A, F, P, and N variations (Woo et al., 2023), have a higher proportion of ReLUs in the most critical stage (Stage3) and fewer in the less critical stage (Stage1) due to modified depth and width design hyper-parameters. In contrast, the distribution of ReLUs in the HRN-4x6x3x model (designed from the ResNet34 network) strictly adheres to their criticality order.

- ConvNext V2-T $m=96$ [96, 192, 384, 768]
- ConvNext V2-N $m=80$ [80, 160, 320, 640]
- ConvNext V2-P $m=64$ [64, 128, 256, 512]
- ConvNext V2-F $m=48$ [48, 96, 192, 384]
- ConvNext V2-A $m=40$ [40, 80, 160, 320]
- HRN-2x6x2x $m=32$ [32, 64, 384, 768]
- HRN-2x5x2x $m=32$ [32, 64, 320, 640]
- HRN-2x5x3x $m=16$ [16, 32, 160, 480]
- HRN-2x6x2x $m=16$ [16, 32, 192, 384]
- HRN-2x5x2x $m=16$ [16, 32, 160, 320]

ReLU equalization, on the other hand, requires only prior knowledge of the stagewise criticality of baseline network, which is often consistent within a specific model family and requires training very few models. Moreover, ReLU equalization can be used to design both FLOPs and ReLU-efficient neural networks. Thus, ReLU equalization offers a new perspective to simplify network design, improve interpretability, and achieve both FLOPs and ReLU efficiency.

I Performance Comparison of HybReNets vs. Classical Networks for ReLU-reuse

We compared ReLU-reuse against the conventional scaling method (channel/feature-map scaling) used in DeepReduce (Jha et al., 2021) on both classical networks and HRNs. First, we applied ReLU-reuse to all convolutional layers of the networks, reducing the ReLUs by a factor of $N \in \{2, 4, 8, 16\}$. For $N = 2$, we used the naive ReLU reduction method, as it outperformed the proposed ReLU-reuse (see Figure 9).

Experimental results show that for ResNet18 BaseCh networks, ReLU-reuse performs inferior to conventional scaling methods, and this performance gap increases for networks with higher m . In contrast, for HRN networks, ReLU-reuse surpasses conventional scaling at higher ReLU reduction factors (i.e., at very low ReLU counts). However, at higher ReLU counts, particularly for a reduction factor of two, the information loss incurred from feature maps division outweighs the benefits of ReLU-reuse, leading to inferior performance. This observation holds even for networks with uniform ReLUs distribution, such as ResNet18($m=16$)-4x4x4x.

Furthermore, we repeat the experiments on ReLU-Thinned networks, as conventional scaling is performed on Thinned networks in Jha et al. (2021). We dropped ReLUs from alternate convolutional layers and applied ReLU-reuse in the remaining layers. The results are shown in Figure 23. Since ReLU-reuse is now only employed in half of the total number of layers, the cumulative information loss caused by the loss of cross-channel information in feature-map divisions is reduced. Consequently, the performance of ReLU-reuse is further improved. This improvement is noticeable from the change in the performance gap between ReLU-reuse and conventional scaling for all the networks, as shown in Figure 23.

To summarize, the effectiveness of ReLU-reuse depends on the network architecture and the ReLU reduction factor. ReLU-reuse is effective for networks with (partial/full) ReLU equalization, in contrast to classical

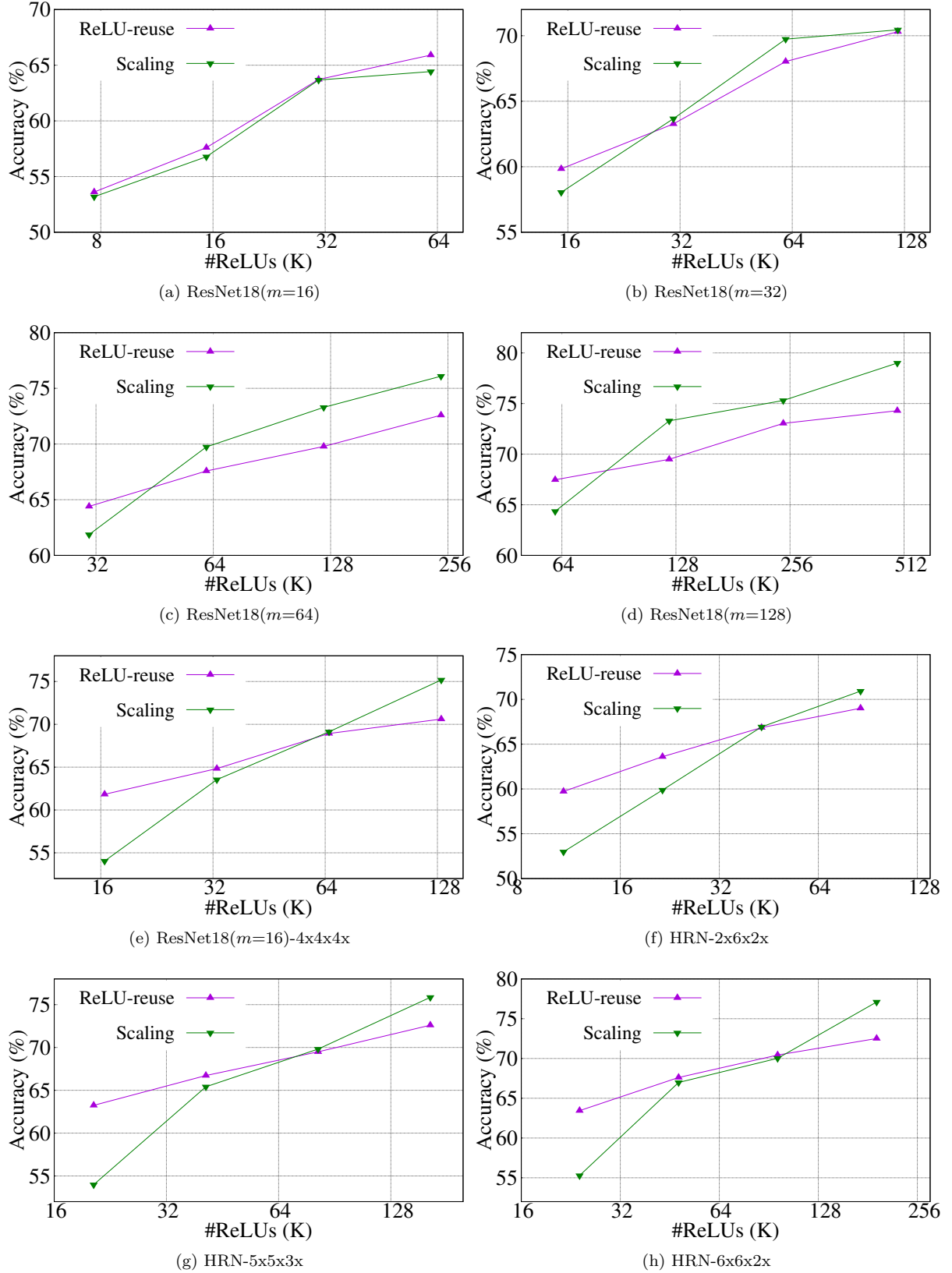


Figure 22: Performance comparison (CIFAR-100) of ReLU-reuse vs conventional scaling (used in coarse-grained ReLU optimization (Jha et al., 2021)) when ReLU-reuse is employed after every convolution layer.

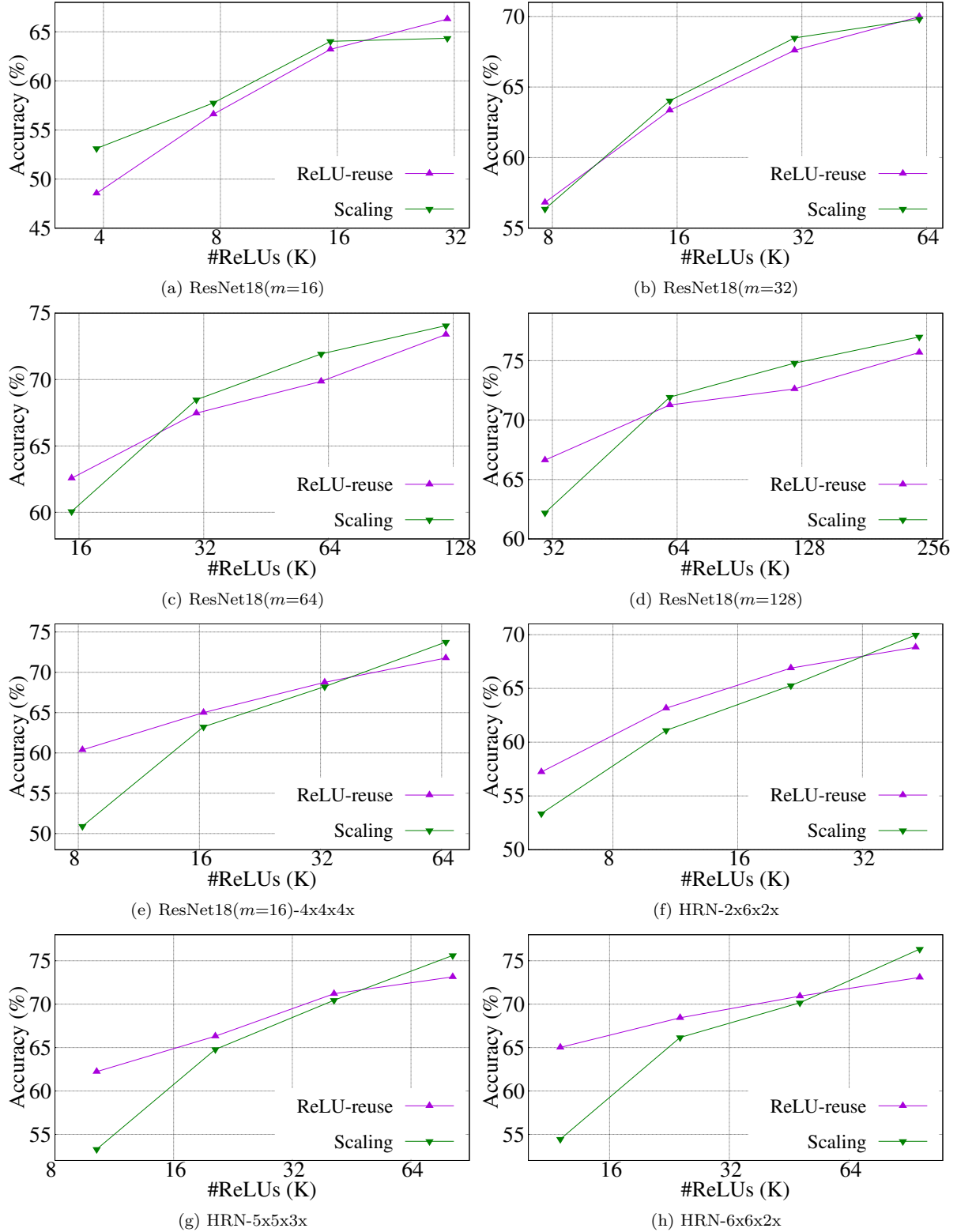


Figure 23: Performance comparison (CIFAR-100) of ReLU-reuse vs conventional scaling (used in coarse-grained ReLU optimization (Jha et al., 2021)) when ReLU-reuse is employed on ReLU-Thinned networks. That is, first ReLU is dropped from every-alternate layers, and then ReLU-reuse is applied in remaining layers (see Algorithm 2).

networks, and scales well with higher ReLU reduction factors. Therefore, ReLU-Thinned HRN networks combined with ReLU-reuse significantly improve performance at very low ReLU counts, which we incorporate in the ReLU optimization pipeline designed for HybReNets (shown in Algorithm 2).

Algorithm 2 ReLU optimization steps employed in HybReNets(HRNs)

Input: A network Net with D stages S_1, S_2, \dots, S_D and C , a sorted list of stages from least to most critical

Output: ReLU optimized versions of Net

```

1: if the least critical stage  $C[1]$  dominates the distribution of ReLUs then
2:    $S_k = C[1]$  ▷ Get the least critical stage
3:    $Net = Net - S_k$  ▷ Cull the least critical Stage  $S_k$ 
4: end if
5:  $Net_i^T = Thin(Net)$  ▷ Thin the remaining stages
6:  $Net_i^C = ScaleCh(Net_i^T, \alpha=0.5)$  ▷ Channel scaled by 0.5x
7:  $Net_i^{R4} = ReuseReLU(Net_i^T, Sc=4)$  ▷ ReLU-reuse with scaling factor 4
8:  $Net_i^{R8} = ReuseReLU(Net_i^T, Sc=8)$  ▷ ReLU-reuse with scaling factor 8
9:  $Net_i^{R16} = ReuseReLU(Net_i^T, Sc=16)$  ▷ ReLU-reuse with scaling factor 16
10:  $Nets += Net, Net_i^T, Net_i^C, Net_i^{R4}, Net_i^{R8}, Net_i^{R16}$  ▷ Apply KD to each Net
11: return  $Nets$ 

```

J Design of Experiments and Training Procedure

Sweeping the width hyperparameters for ReLU efficiency experiments: To examine the effect of various network widening methods (primarily BaseCh and StageCh), we conducted experiments with ResNet18 as backbone architecture in Figure 3 (a,b). We reduced the base channel count in ResNet18 to $m=16$ (from $m=64$) to enable a fair comparison with other ResNet models, such as ResNet20, ResNet32, and ResNet56, which have $m=16$. These ResNet models have $[16, 32, 64]$ #channels in their successive stages, while that in (original) ResNet18 is $[64, 128, 256, 512]$. For BaseCh networks, we sweep $m \in \{16, 32, 64, 128, 256\}$ and for StageCh networks, we sweep $(\alpha, \beta, \gamma) = (2, 2, 2)$ to $(8, 8, 8)$, homogeneously.

Training methodology and datasets: We performed our experiments on CIFAR-100 (Krizhevsky et al., 2010) and TinyImageNet (Le & Yang, 2015; Yao & Miller, 2015), as prior PI-specific network optimization studies (Jha et al., 2021; Cho et al., 2022b; Kundu et al., 2023) used these datasets. CIFAR-100 consists of 100 classes, each with 500 training images and 100 test images of resolution 32×32 . TinyImageNet includes 200 classes, each with 500 training images and 50 validation images with a resolution of 64×64 .

For training on CIFAR-100 and TinyImageNet, we used a cosine annealing learning rate scheduler (Loshchilov & Hutter, 2016) with an initial learning rate of 0.1, a mini-batch size of 128, a momentum of 0.9, and a weight decay factor of $5e-4$. We trained the networks for 200 epochs on both datasets, with an additional 20 warmup epochs for Decoupled KD (Zhao et al., 2022).

For DeepReDuce and KD experiments in Tables 6, Table 13, and Table 14, we employed Hinton’s knowledge distillation (Hinton et al., 2015) with a temperature of 4 and a relative weight to cross-entropy loss as 0.9.

For SNL, we train the baseline networks using the aforementioned methodology; however, we used their default implementation for mask generation, fine-tuning, and knowledge distillation. When employing Decoupled knowledge distillation (Tables 6, 13, and 14), we set the relative weight of target class KD as one and vary the weight of non-target class KD as $\{0.8, 1, 2, 6\}$. For the KD experiment, we consistently employed ResNet18 as the teacher model for a fair comparison across the studies.

Runtime measurement: We adopted the methodology from Garimella et al. (2023) to compute the runtime of a single (private) inference. Specifically, we used Microsoft SEAL to compute the homomorphic encryption (HE) latency for convolution and fully connected operations, and DELPHI (Mishra et al., 2020) to compute the garbled-circuit (GC) latency for ReLU operations. Our experimental setup involved an AMD EPYC 7502 server with 2.5 GHz, 32 cores, and 256 GB RAM. The client and server were simulated as two separate processes operating on the same machine. We set the number of threads to four to compute the GC latency.

Note that for HRNs with ReLU-reuse, we calculated the HE latency without accounting for the FLOP reduction from group convolution in ReLU-reuse due to the implementation constraints in Microsoft SEAL.

K Network Architecture of HybReNets

Table 16 shows the architectural comparison between ResNet18, WRN22x8, and four specific HRNs: HRN-5x5x3x, HRN-5x7x2x, HRN-6x6x2x, and HRN-7x5x2x. Compared to ResNet18, the HRNs allocate fewer channels in the initial stages and increase those in the deeper stages of the network. This strikes the right balance between ReLUs and FLOPs efficiency. Among the four HRNs, HRN-5x5x3x offers a slightly better balance between ReLU and FLOPs efficiency.

Table 16: Comparison of WideResNet22x8 and ResNet18 architectures, which are commonly used as baseline networks in PI-specific ReLU optimization techniques (Kundu et al., 2023; Cho et al., 2022b; Jha et al., 2021), with our proposed HybReNets (highlighted in bold). Unlike conventional WideResNets and ResNets, the strategic channel allocation in the subsequent stages of HybReNets streamlines the network’s ReLUs and FLOPs, optimizing both ReLU and FLOPs efficiency simultaneously. The last rows compare their FLOPs and ReLU counts, along with baseline accuracy on CIFAR-100.

Stages	output size	WRN22x8	ResNet18	HRN-5x5x3x	HRN-5x7x2x	HRN-6x6x2x	HRN-7x5x2x
Stem	32×32	$[3 \times 3, 16]$	$[3 \times 3, 64]$	$[3 \times 3, 16]$	$[3 \times 3, 16]$	$[3 \times 3, 16]$	$[3 \times 3, 16]$
Stage1	32×32	$\begin{bmatrix} 3 \times 3, 128 \\ 3 \times 3, 128 \end{bmatrix} \times 3$	$\begin{bmatrix} 3 \times 3, 64 \\ 3 \times 3, 64 \end{bmatrix} \times 2$	$\begin{bmatrix} 3 \times 3, 16 \\ 3 \times 3, 16 \end{bmatrix} \times 2$	$\begin{bmatrix} 3 \times 3, 16 \\ 3 \times 3, 16 \end{bmatrix} \times 2$	$\begin{bmatrix} 3 \times 3, 16 \\ 3 \times 3, 16 \end{bmatrix} \times 2$	$\begin{bmatrix} 3 \times 3, 16 \\ 3 \times 3, 16 \end{bmatrix} \times 2$
Stage2	16×16	$\begin{bmatrix} 3 \times 3, 256 \\ 3 \times 3, 256 \end{bmatrix} \times 3$	$\begin{bmatrix} 3 \times 3, 128 \\ 3 \times 3, 128 \end{bmatrix} \times 2$	$\begin{bmatrix} 3 \times 3, 80 \\ 3 \times 3, 80 \end{bmatrix} \times 2$	$\begin{bmatrix} 3 \times 3, 80 \\ 3 \times 3, 80 \end{bmatrix} \times 2$	$\begin{bmatrix} 3 \times 3, 96 \\ 3 \times 3, 96 \end{bmatrix} \times 2$	$\begin{bmatrix} 3 \times 3, 112 \\ 3 \times 3, 112 \end{bmatrix} \times 2$
Stage3	8×8	$\begin{bmatrix} 3 \times 3, 512 \\ 3 \times 3, 512 \end{bmatrix} \times 3$	$\begin{bmatrix} 3 \times 3, 256 \\ 3 \times 3, 256 \end{bmatrix} \times 2$	$\begin{bmatrix} 3 \times 3, 400 \\ 3 \times 3, 400 \end{bmatrix} \times 2$	$\begin{bmatrix} 3 \times 3, 560 \\ 3 \times 3, 560 \end{bmatrix} \times 2$	$\begin{bmatrix} 3 \times 3, 576 \\ 3 \times 3, 576 \end{bmatrix} \times 2$	$\begin{bmatrix} 3 \times 3, 560 \\ 3 \times 3, 560 \end{bmatrix} \times 2$
Stage4	4×4		$\begin{bmatrix} 3 \times 3, 512 \\ 3 \times 3, 512 \end{bmatrix} \times 2$	$\begin{bmatrix} 3 \times 3, 1200 \\ 3 \times 3, 1200 \end{bmatrix} \times 2$	$\begin{bmatrix} 3 \times 3, 1120 \\ 3 \times 3, 1120 \end{bmatrix} \times 2$	$\begin{bmatrix} 3 \times 3, 1152 \\ 3 \times 3, 1152 \end{bmatrix} \times 2$	$\begin{bmatrix} 3 \times 3, 1120 \\ 3 \times 3, 1120 \end{bmatrix} \times 2$
FC	1×1	$[8 \times 8, 512]$	$[4 \times 4, 512]$	$[4 \times 4, 1200]$	$[4 \times 4, 1120]$	$[4 \times 4, 1152]$	$[4 \times 4, 1120]$
#FLOPs		2461M	559M	1055M	1273M	1368M	1328M
#ReLUs		1393K	557K	343K	379K	401K	412K
Accuracy		81.27%	79.01%	78.40%	78.28%	78.52%	78.81%

Table 17 details the architectural specifics of HRNs with $\alpha=2$, which are crucial for performing PI at lower ReLU counts. These HRNs developed using ResNet18 as backbone architecture, leading to stage compute ratios of $[2, 2, 2, 2]$. Similarly, HRNs designed using ResNet34 as backbone architecture have stage compute ratios $[3, 4, 6, 3]$, same as ResNet34 (For instance, HRN-4x6x3x in Figure 21(b)).

Table 17: Baseline HybReNets, developed using ResNet18 as the backbone architecture, aim for efficient PI with lower ReLU counts. The final rows compare their FLOPs, ReLU counts, and baseline accuracy on the CIFAR-100 dataset.

Stages	output size	HRN-2x5x3x	HRN-2x7x2x	HRN-2x6x2x	HRN-2x5x2x
Stem	32×32	$[3 \times 3, 16]$	$[3 \times 3, 16]$	$[3 \times 3, 16]$	$[3 \times 3, 16]$
Stage1	32×32	$\begin{bmatrix} 3 \times 3, 16 \\ 3 \times 3, 16 \end{bmatrix} \times 2$	$\begin{bmatrix} 3 \times 3, 16 \\ 3 \times 3, 16 \end{bmatrix} \times 2$	$\begin{bmatrix} 3 \times 3, 16 \\ 3 \times 3, 16 \end{bmatrix} \times 2$	$\begin{bmatrix} 3 \times 3, 16 \\ 3 \times 3, 16 \end{bmatrix} \times 2$
Stage2	16×16	$\begin{bmatrix} 3 \times 3, 32 \\ 3 \times 3, 32 \end{bmatrix} \times 2$	$\begin{bmatrix} 3 \times 3, 32 \\ 3 \times 3, 32 \end{bmatrix} \times 2$	$\begin{bmatrix} 3 \times 3, 32 \\ 3 \times 3, 32 \end{bmatrix} \times 2$	$\begin{bmatrix} 3 \times 3, 32 \\ 3 \times 3, 32 \end{bmatrix} \times 2$
Stage3	8×8	$\begin{bmatrix} 3 \times 3, 160 \\ 3 \times 3, 160 \end{bmatrix} \times 2$	$\begin{bmatrix} 3 \times 3, 224 \\ 3 \times 3, 224 \end{bmatrix} \times 2$	$\begin{bmatrix} 3 \times 3, 192 \\ 3 \times 3, 192 \end{bmatrix} \times 2$	$\begin{bmatrix} 3 \times 3, 160 \\ 3 \times 3, 160 \end{bmatrix} \times 2$
Stage4	4×4	$\begin{bmatrix} 3 \times 3, 480 \\ 3 \times 3, 480 \end{bmatrix} \times 2$	$\begin{bmatrix} 3 \times 3, 448 \\ 3 \times 3, 448 \end{bmatrix} \times 2$	$\begin{bmatrix} 3 \times 3, 384 \\ 3 \times 3, 384 \end{bmatrix} \times 2$	$\begin{bmatrix} 3 \times 3, 320 \\ 3 \times 3, 320 \end{bmatrix} \times 2$
FC	1×1	$[8 \times 8, 480]$	$[4 \times 4, 448]$	$[4 \times 4, 384]$	$[4 \times 4, 320]$
#FLOPs		179M	213M	163M	119M
#ReLUs		186K	201K	188K	176K
Accuracy		75.34%	75.73%	75.70%	75.03%