



Reporting software and data analytics tools

Stimulsoft provides wide range of tools for creating reports, dashboards and forms for all modern platforms.

Embedded reports designer and viewer, powerful data analytics engine, flexible and full customizable components for integrating in your applications, cloud data management services and complete suite for business intelligence – is a Stimulsoft product line.



Embedded Solutions for Developers

Fast and comprehensive set of tools for generating reports and dashboards of any complexity, and embedding in **ASP.NET, JavaScript, WinForms, JAVA, PHP, Blazor, Angular, WPF, Avalonia UI, Python** applications.



You can create reports and dashboards on the desktop and in Web browser with charts, stylized tables, barcodes, conditional formatting, and interactive components.



Reporting tools

Components to design, edit, render, share, export, view and print reports. The Reports product line includes eight software designed to work with reports on various platforms.

Each product contains a report engine for the selected platform and components such as a report designer and viewer. Stimulsoft reports is ready to offer you maximum functionality on all major.

Address
City,Country
email@company.com
https://www.stimulsoft.com

BILL TO


Speedy Express
87 Polk St.,Los Angeles,CA 94117
VAT Number: IT03453167934
Telephone 555-57-95

ITEM#	DESCRIPTION
18	Carnarvon Tige
20	Sir Rodney's Marm
9	Mishi Kobe Nik
29	Thüringer Rostbrat
38	Côte de Blaye

Use the above information to pay the transfer. Be sure to include your invoice number. Your bank might require additional fees not supported by you.

Payment information


Bank Address:Bank Address

COMPANY NAME

St.	Item Description
1	Coding
2	Logo design
3	Website design
4	UI development
5	Training

Thank you for your business


This quotation is not a contract or a bill. It is our best guess at the total price for the service and goods described above. The customer will be billed after indicating acceptance of this quote.

COMPANY NAME


Invoice

Invoice to:
John Smith,
USA San Francisco
87 Polk St.

For:
Helen Smith



PRODUCT	PRICE	QTY	TOTAL
Carnarvon Tigers	\$63	42	\$2,625
Sir Rodney's Marmalade	\$81	40	\$3,240
Mishi Kobe Niku	\$97	29	\$2,813
Thüringer Rostbratwurst	\$124	0	\$0
Côte de Blaye	\$264	17	\$4,480
Subtotal			\$13,158
Tax			\$75
Total			\$13,233




Invoice no.: +1-555-555-5555
Invoice To.: Company Address

PRICE	QTY	AMOUNT
\$62,50	42	\$2 625
\$81,00	40	\$3 240
\$97,00	29	\$2 813
\$0,00	0	\$0
\$23,79	0	\$0
\$33,50	17	\$4 480
SUBTOTAL		\$13 158
Tax		\$75
DISCOUNT		\$10
TOTAL		\$197 363

Stimulsoft

Date: May 2023



Year	Net Income
2020	\$102B
2021	\$118B
2022	\$113B

Net Income

\$594,0M
\$2,4B
\$3,0B
\$10,1B
\$11,6B
\$21,3B
\$33,4B
\$31,9B

Stimulsoft Ultimate

A universal set of tools for creating reports and dashboards is an excellent offer for those who use several platforms in application development, such as **Windows Forms, ASP.NET, .NET Core, JavaScript, WPF, PHP, JAVA, Python, Blazor, Angular and others.**



Fully functional designer, more than 15 supported platforms, and many components to implement your ideas quickly and efficiently.

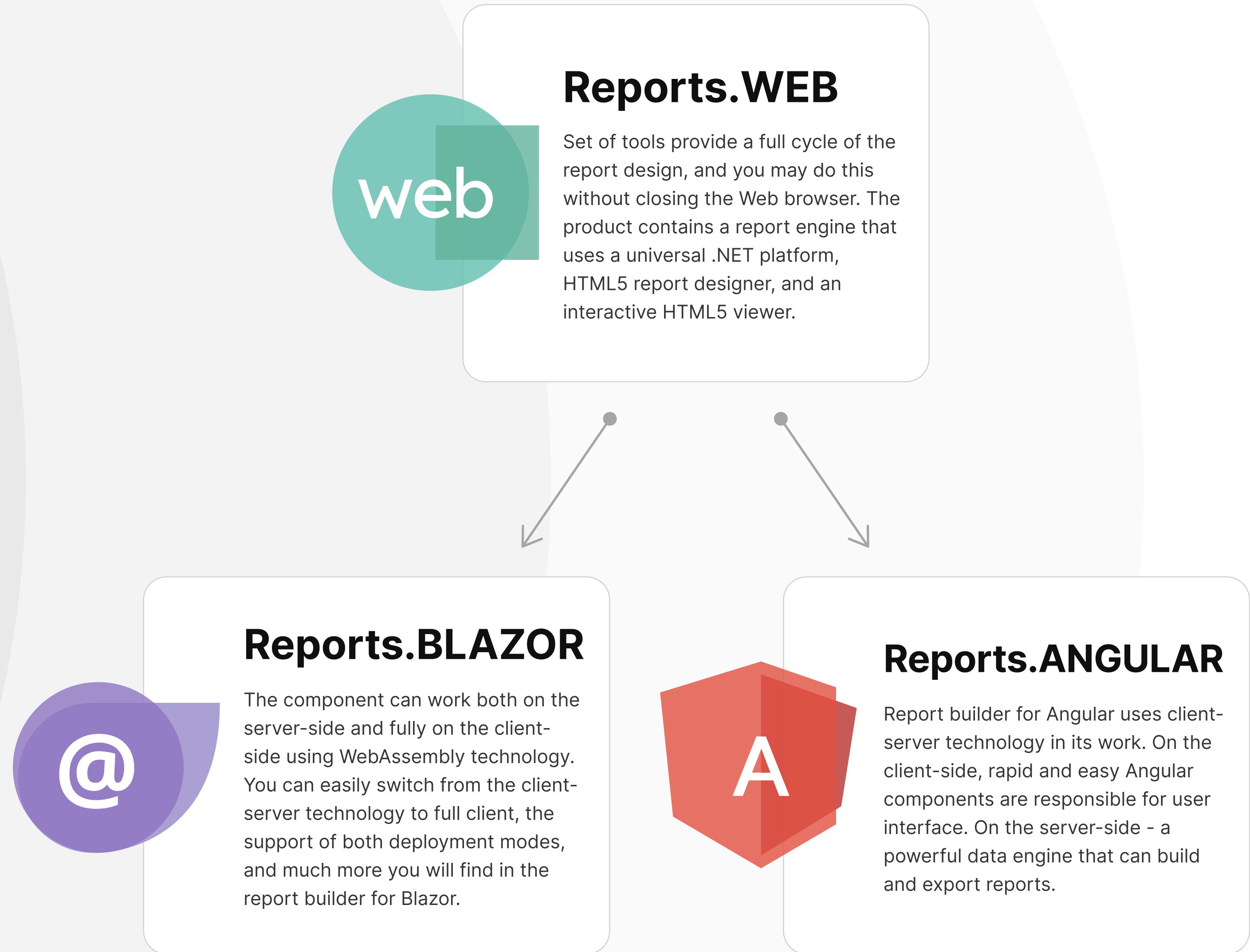


Reports.WEB

Cross-platform reporting tool designed to create, build, show, print, and export reports in a web browser. The product includes everything you need to integrate reporting tools into your application built on ASP.NET, ASP.NET MVC, .NET Core, Angular, and Blazor platforms. The software includes 2 separate products – Reports.ANGULAR and Reports.BLAZOR.

- **Reports.ANGULAR.** A cross-platform set of tools for report creating developed to be used in conjunction with the Angular framework. Our solution is compatible with Angular 15 and above, and contains everything you need to create, edit, view and export reports.

- **Reports.BLAZOR.** A cross-platform reporting tool created for integration in applications, which works using the Blazor framework. Our components can work both on the .NET server-side and the client-side with the use of WebAssembly technology.





Reports.PHP

Reporting tool designed for creating reports in the Internet using a client-server technology. In this product we have combined two technologies. The PHP script works on the server-side, and the JavaScript report engine works on the client-side.



Reports.WPF

The reporting tool for the WPF platform. Full use of the capabilities of Windows Presentation Foundation, a large selection of components and properties, rich opportunities for designing, viewing, printing, and exporting reports.



Reports.NET

The reporting tool for the WinForms platform. A versatile and fully customizable toolkit designed to work with reports in Windows Forms applications. Using our reporting tool, you can create, export, and print reports of any complexity.




Reports.JS

Wide range of reporting components created in pure JavaScript. The report builder can be easily integrated into any JavaScript app, works in any modern browser – Chrome, Firefox, Safari, Edge, and supports Node.js.




Reports.AVALONIA

A product designed for working with reports in applications developed using Avalonia technology on the .NET Core, .NET 6, .NET 7 and .NET 8 platforms. The reporting components fully support all the features of the modern Avalonia UI framework, functioning across various operating systems such as Windows, macOS, and Linux.



Reports.JAVA

Reporting tool intended for interaction and work of business reports in your Java application. It contains Java and HTML5 components that allow you to use created programs on different platforms, operating systems, and hardware.



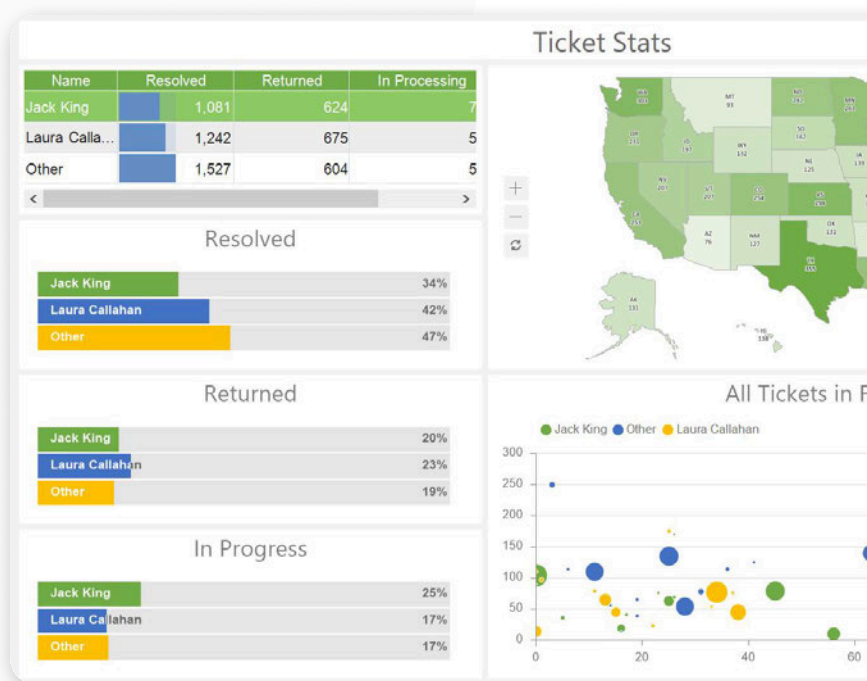
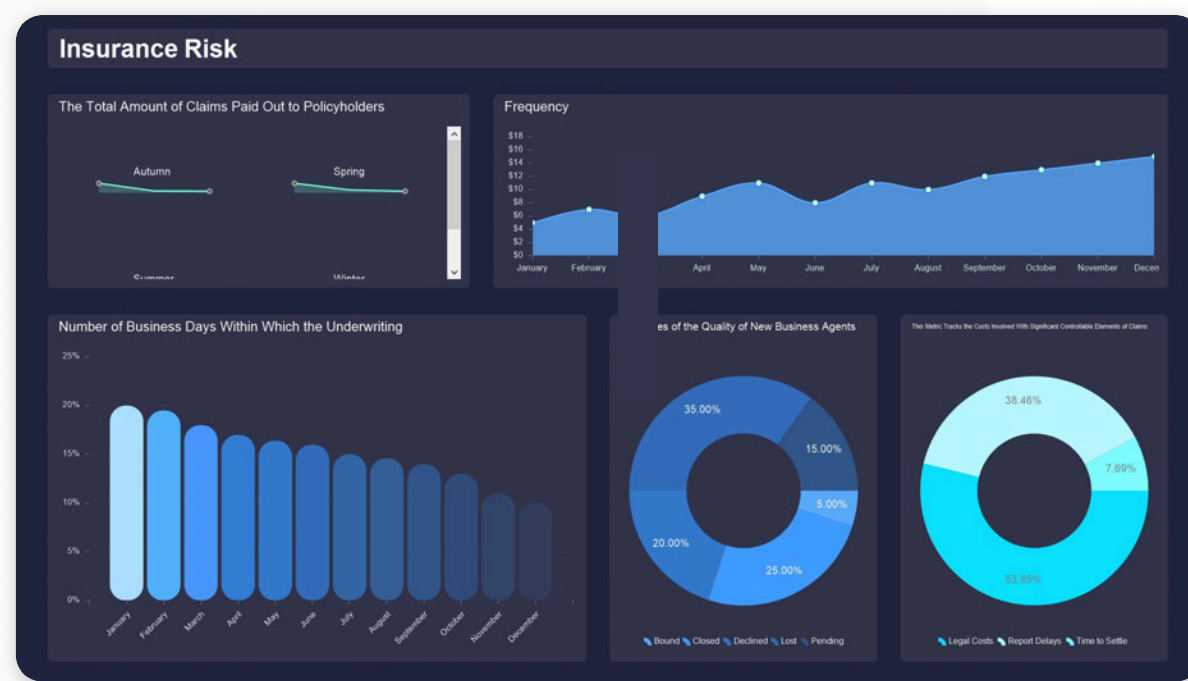
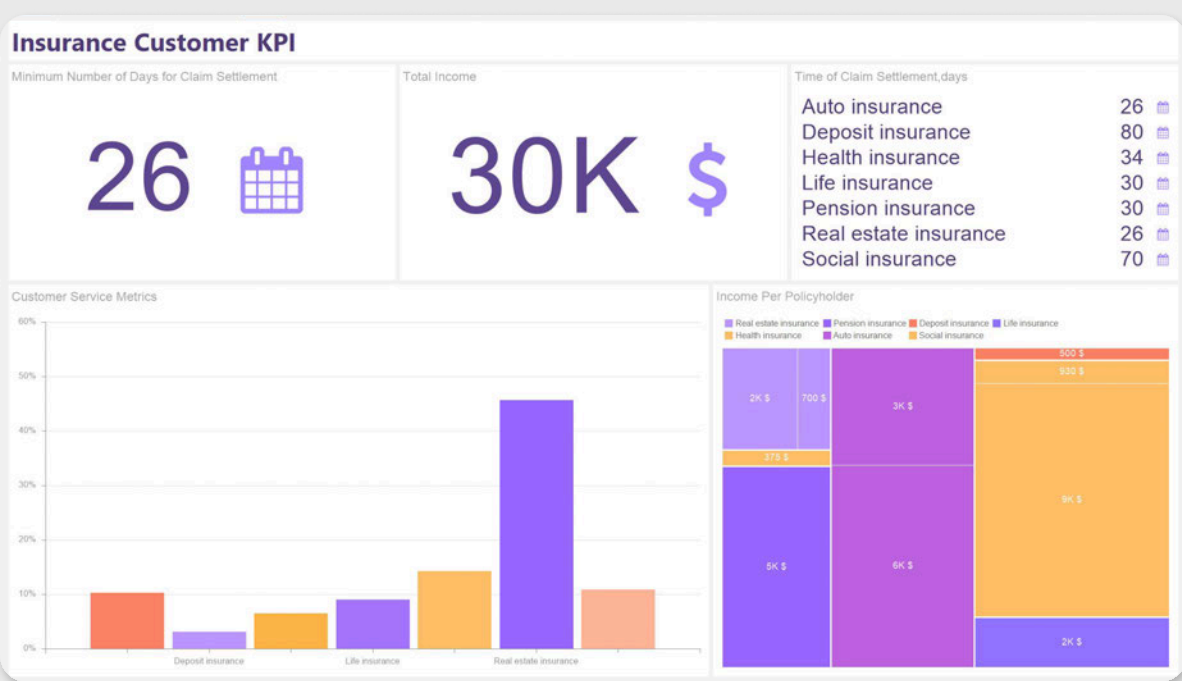
Reports.PYTHON

A set of components for creating, viewing, exporting, and printing reports in applications and projects written in Python. The report writer for Python offers excellent web components and a powerful JavaScript data processing engine, dozens of types of charts, tables, barcodes, and other reporting elements for presenting data, filtering, and sorting.

Stimulsoft Dashboards

Components to design, edit, render, share, export, view and print analytical dashboards. The dashboards product line includes seven software designed to work with dashboards on various platforms.

In each product of the Stimulsoft Dashboards product line, you will find extensive functionality for creating dashboards, options for customizing the appearance, and numerous solutions for data analysis and visualization.



Dashboards Product Line

The line of products for data analytics and dashboard creating includes 7 products – Stimulsoft Dashboards.WIN, WEB, JS, PHP, BLAZOR, ANGULAR, PYTHON.

Program products contain a huge number of elements for developing dashboards - cards, progresses, charts, images, maps, indicators and much more. Our data analytics components are easily integrated into custom applications and projects of any complicity, they support a large number of data sources and have more than 40 interface localizations.

Simple model of licensing, there are no any additional fees, 30-day trial version and other advantages you will find in the line of Stimulsoft Dashboards products.

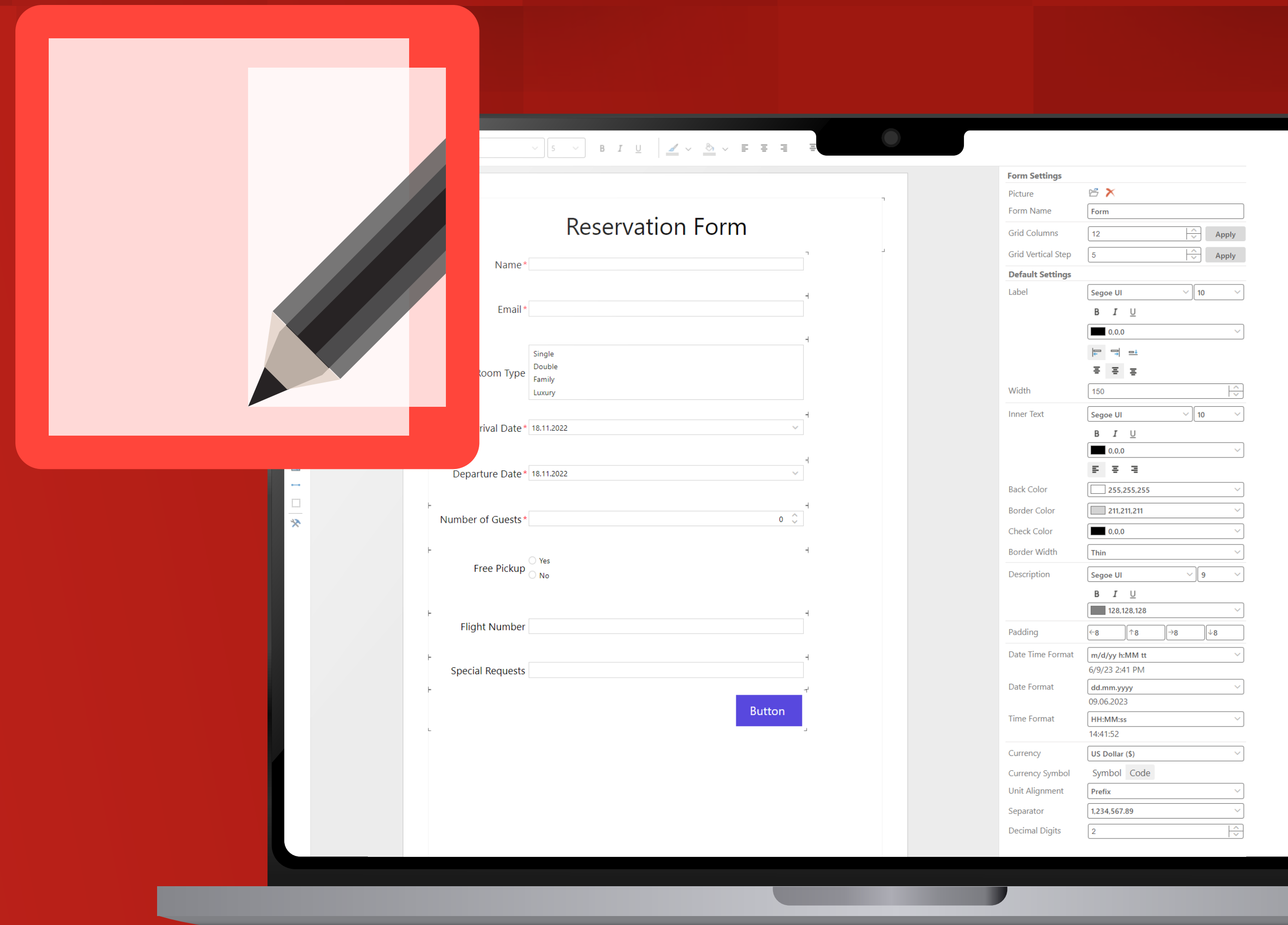


Stimulsoft PDF Forms

A tool for creating forms in your application Stimulsoft PDF Forms is a software product for the interactive collection and processing of user data. The Forms tool easily integrates into your project or application, has an intuitive and user-friendly interface, and allows you to create rich form templates. Stimulsoft PDF Forms is a new level of interaction with users in your application.

What is Stimulsoft PDF Forms?

Stimulsoft PDF Forms is a tool for creating, editing, filling, publishing, distributing interactive forms, and collecting results. Our product is embeddable into the application and allows you to create various custom templates for filling. Rich functionality makes the template genuinely interactive. Users receive a fillable form in PDF format, which they may modify in any program that supports this format.



Ready-to-use Solutions for Creators

Use our products to create reports and dashboards of any complexity. Design rich reports, analyze and visualize the data you need, share documents with your business partners, and work as a team.



Do not waste time on development and complex deployments - our solution is entirely ready to work.



Stimulsoft BI Cloud



Cloud service for fast and efficient data analysis and visualization for your business without the need to create your applications and programming.



All the necessary tools are available to work with reports and dashboards.



Stimulsoft BI Designer



Stimulsoft Designer is a unique application. You can create both reports and dashboards in it. Moreover, you can create combined templates that simultaneously contain both reports and dashboards, and you can configure interactions between them.

The principle of creating reports and dashboards is similar. We have many examples and video lessons available that will help you get started quickly.




Comprehensive Business Intelligence Solution

Out-of-the-box data analytics tools to help you better understand business needs and quickly find effective solutions.



Collect, arrange, and analyze data to optimize business processes in your enterprise.




Stimulsoft BI Server

A complete client/server suite for business intelligence allows users to work with reports and display the result of data analysis in a readable form.


The product contains all the necessary functionality for an entire work cycle –



from creating and editing a template to sending finished documents to the user.



and tools for user management and automation.





Contact Information

Phone:

+1-209-734-0001
+48-690-104-472

Email:

info@stimulsoft.com
sales@stimulsoft.com
support@stimulsoft.com

